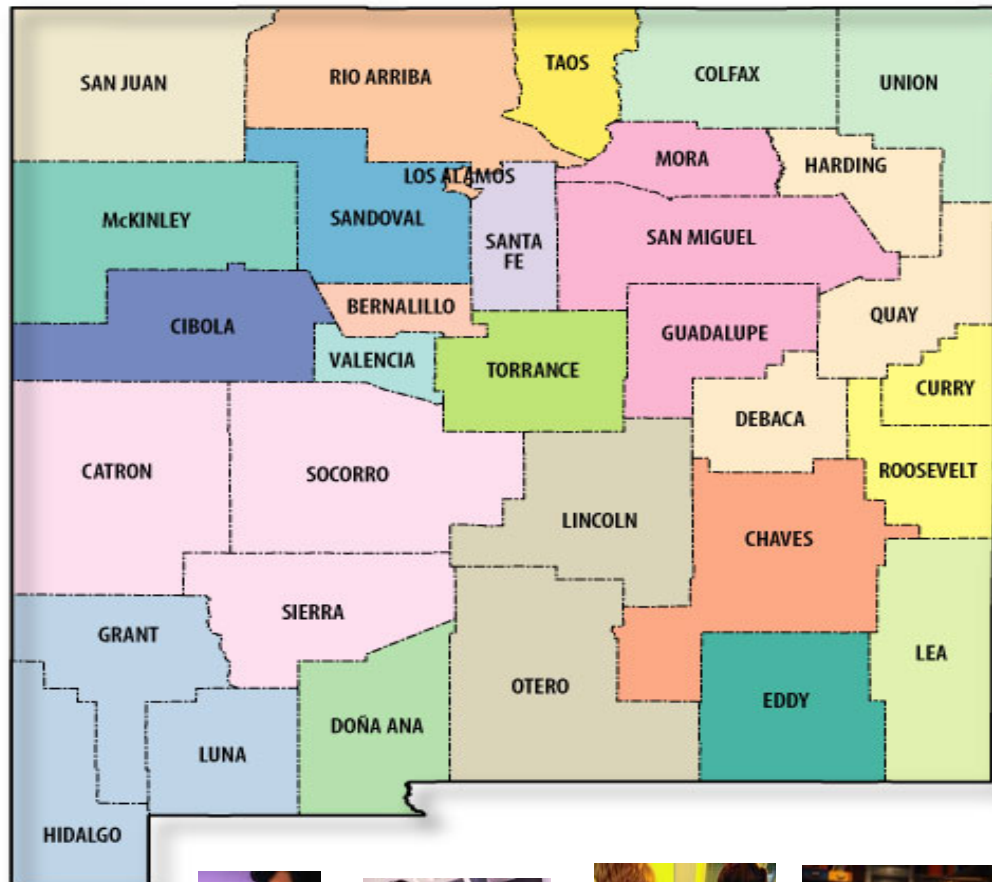


BOARD OF NURSING
ANNUAL REPORT
FOR THE 06 FISCAL YEAR (JULY 1, 2005 – JUNE 30, 2006)



NEW MEXICO BOARD OF NURSING
6301 INDIAN SCHOOL NE SUITE 710
ALBUQUERQUE NM 87110
(505)841-8340
www.bon.state.nm.us

TABLE OF CONTENTS

Foreword.....	3
Officers/Members of the Board and Board Staff.....	4
Executive Summary.....	5
 PART ONE:	
Hemodialysis Technician Training Program Sites.....	8
Certification of Hemodialysis Technicians and Hemodialysis Technicians Training Program.....	9
Medication Aides Sites.....	10
Certification of Medication Aides and Medication Aides Training Programs	11
Stats for the Unlicensed Assistive Personnel.....	15
Graphs for Unlicensed Assistive Personnel.....	16
Advisory Committee's	
Advanced Practice Advisory Committee.....	19
Nursing Education Advisory Committee.....	20
Nursing Practice Advisory Committee.....	20
Hemodialysis Technician Advisory Committee.....	21
Medication Aide Advisory Committee.....	22
 PART TWO:	
Geographic Location of Nursing Program in NM.....	24
Nursing Education Programs.....	25
NCLEX Summary Report	27
 PART THREE	
Disciplinary Summary.....	30
Disciplinary Disposition Data FY 06.....	31
Visual Chart of Complaints	32
Diversion Program Annual Report.....	33
 PART FOUR:	
Revenue and Expenditure Statement.....	35
 PART FIVE:	
Statistical Data	
A. All Currently Licensed Nurses	37
B. Currently Licensed Nurses Residing in NM.....	38
C. Map: RN/LPN Nurses by County	39
D. Nurses in Advanced Practice.....	40
E. Map: Advanced Practice Nurses by County	41
F. Total Licensees by County:	
1. Bernalillo.....	42
2. Catron.....	43
3. Chaves.....	44
4. Cibola.....	45
5. Colfax.....	46
6. Curry.....	47
7. DeBaca.....	48
8. Dona Ana.....	49
9. Eddy.....	50
10. Grant.....	51
11. Guadalupe.....	52
12. Harding.....	53
13. Hidalgo.....	54
14. Lea.....	55
15. Lincoln.....	56
16. Los Alamos.....	57
17. Luna.....	58
18. McKinley.....	59
19. Mora.....	60
20. Otero.....	61
21. Quay.....	62
22. Rio Arriba.....	63
23. Roosevelt.....	64
24. Sandoval.....	65
25. San Juan.....	66
26. San Miguel.....	67
27. Santa Fe.....	68
28. Sierra.....	69
29. Socorro.....	70
30. Taos.....	71
31. Tarrant.....	72
32. Union.....	73
33. Valencia.....	74
F. Yearly Statistics Report.....	75

FOREWORD

The statistical data for registered nurses, licensed practical nurses, nurses in advanced practice, certified medication aides and certified hemodialysis technician was compiled from July 1, 2005 through June 30, 2006 from licensure applications.

The Annual Report to the Governor is distributed to all State libraries through the New Mexico State Document Depository Clearinghouse, or may be requested directly from the New Mexico Board of Nursing. It is also available on the Board's website at www.bon.state.nm.us

During the fiscal year July 1, 2005 through June 30, 2006, the Board of Nursing conducted seven (7) disciplinary and six (6) regular business meetings. Three Strategic Planning Sessions were also conducted.

MEMBERS OF THE BOARD AND BOARD STAFF

BOARD MEMBERS

Karen Cummings, RN
 Michael Vigil
 Gail Davalos
 Charles Colwell, RN
 Selva Thompson, RN
 Fred Woody
 Tony Escudero

COUNTY

Lea
 Bernalillo
 Bernalillo
 Dona Ana
 McKinley
 Eddy
 San Miguel

TERM

06/30/07
 07/01/09
 07/01/09
 07/01/08
 07/01/08
 06/30/07
 06/30/10

BOARD STAFF

Allison Kozeliski, RN
 Joanna Giglio, RN, MSN

Executive Director
 Assistant Director/Nursing Education, Advanced
 Practice/Licensure

Debra Werner, MSN, RN
 Nancy Darbro, PhD, RN, CNS
 Michaeline Kelley-Boyet, MS, RN, NP
 Susan Morgan, RN, MSN
 Ron Nelson, BSN, RN
 Daniel Griego
 Maria Navidad
 Vicki Vehar
 Cathy Baca
 Emily Gurule
 Martha McCoy
 Sabrina Vidaurri
 Ernestine Garcia-Simpson
 Ann Sanchez
 Vernie Emerson
 Susan Sandoval

Assistant Director/Practice, Unlicensed Assistive Personnel
 Diversion Program Coordinator
 Nurse Investigator
 Nurse Surveyor, Dec. 2005
 Nurse Surveyor, until Sept. 2005
 Agency Administrator, Dec. 2005
 Administrator IV, until Oct. 2005
 Financial Specialist III
 Administrative Secretary/Information Specialist II
 Clerk Specialist (Relicensure)
 Clerk Specialist (Criminal Background)
 Clerk Specialist (Foreign Exam)
 Clerk Specialist (Endorsement/U.S., Examination), May 2006
 Clerk Specialist, until Nov. 2005
 Receptionist, (Temp, May-June, 2006)
 Administrative Assistant/UAP Information for Medication
 Aides and Hemodialysis Technicians/Complaint Intake

**New Mexico Board of Nursing
Executive Summary
Annual Report
FY 06**

The purpose of the Board of Nursing is to protect the citizens of the state of New Mexico by licensing nurses and certifying Hemodialysis Technicians and Medications Aides; regulating educational programs for licensees and certificate holders; regulating practice; and taking complaints and disciplining licensees and certificate holders who violate the law and rules.

During FY 06 the Board continued its review and update of a comprehensive Strategic Plan. The process used to update the strategic plan included discussions with all Board of Nursing staff, Board members, the public and constituents. The Mission and Vision of the Board were reviewed and revised during this process. New and revised Mission and Vision statements were adopted. The Board's Mission is: "Protect Public Safety through Effective Regulation of Nursing Care and Services" and the Vision is "Excellence in Regulatory Practice". Strategic Goals were developed to enable actualization of Mission and Vision. Goals identified are:

- Advance Nursing Systems
- Maximize Effectiveness in Public Protection
- Maximize Effectiveness in Customer Service

The services of Board members and staff are sought by national, regional and state groups for input into the current issues concerning health care in general and nursing specifically. Issues of importance and or concern in the health care environment, nursing practice and education are brought to the attention of the Board by constituents, staff, governmental agencies and state law makers. Performance targets are identified and usually met or exceeded.

11,885 nursing licenses were issued in FY06, up 7% from the prior year. The total of all nurses licensed claiming residence in New Mexico is 18, 084, up from 17,713 the previous year. Total of all nurses with a New Mexico license is 22,294, up by 200 from previous year. The Board is continuing its focus on regulation of nursing assistants and will be introducing statutory language during the 07 Legislative Sessions.

Ongoing assessments, conducted in a regular focused manner, provide the Board with a broader base of input from which to evaluate its effectiveness. The increase use of computer and tele-technology is an identified challenge in terms of utilization of appropriate personnel and adequate budget. The Board has the potential to become a leader in the area of nursing regulation including the regulation of nursing systems, and health care policy by being "at the table" with state policy makers and obtaining broader input from consumers, constituents, advisory committees, staff and board members in a comprehensively planned and focused manner. Inroads to meet this goal have been initiated with the Board's inclusion on state healthcare planning committees, as well as with increased contact with consumers and employers via community and workplace presentations regarding nursing and nursing practice, discipline and alternative program issues. Enhancements to internal databases were begun in order to more accurately obtain data and deliver data to those that required it for state and national uses; internal data gathering and assessment processes were evaluated with new models implemented for accurate interpretation of nursing licensure and assistive personnel certification statistics; information technology enhancements were implemented in order to update internal business operations.

The NM Board of Nursing is aware of the complexity of issues in the current health care environment. The Institute of Medicine is only one of many reports that call for sweeping changes in the regulation of healthcare and the professions. The Board is seriously reviewing areas of nursing education, discipline and practice in order to continue the mission of public

protection in a way that will take us into the next century. Currently more emphasis has shifted to the issue of patient safety and the roles that regulatory bodies can play in this vital area of public protection. Other issues include the growing number of medical errors, assuring continuing competency, assuring regulatory effectiveness, the current and future nursing shortage, educational preparation for the nurse of the future, workplace issues dealing with safety, shift work and abandonment of job duties. The regulation of nursing systems will be at the forefront as we continue to monitor those areas that affect the delivery of nursing services and public protection. Incorporating a “Just Culture” environment into the practice and discipline processes under the Board’s regulatory authority can serve to enhance the image of nursing and nursing care, services and workplace environments for those exploring both nursing and New Mexico residency in their future. The increasing complexity and expansion that informatics systems play in the healthcare arena is constantly gauged in order to keep up with current practice and legal parameters.

The Board must be well versed in a broad range of areas so that they may effectively deal with the modern health care environment. The Board has focused on orienting new Board members to the trends and issues likely to affect the future of the Board of Nursing. Both the Board and staff have been active in monitoring the environment by attending state and national meetings and keeping current by reading the literature and taking an active role in these settings. The Board through its Executive Director, who serves as chair of the National Council of State Boards of Nursing NURSIS Business Design Task Force, keeps abreast of issues emerging in other states, the nation and the global community. Issues and trends likely to affect the New Mexico Board of Nursing are monitored and the Board is updated at each Board meeting concerning these trends and issues. The Board and staff spend time gathering information to analyze the significance of the particular issue for the New Mexico Board of Nursing and its constituents.

Actively encouraging, supporting and participating in data interpretation and review with other constituent nursing groups, state policy and planning commissions, other state healthcare-related boards and the New Mexico Center for Nursing Excellence continues to afford us the opportunity to impact positively on healthcare and nursing issues in New Mexico. Addressing issues that concern all stakeholders serves to enhance the image of nursing in New Mexico, which should reflect on the numbers of nurses entering the workforce. Perhaps more importantly, continued collaboration with state economic and workforce development initiatives is assisting in identifying specific areas of concern in order to address retaining the nursing workforce needed for the future.

PART

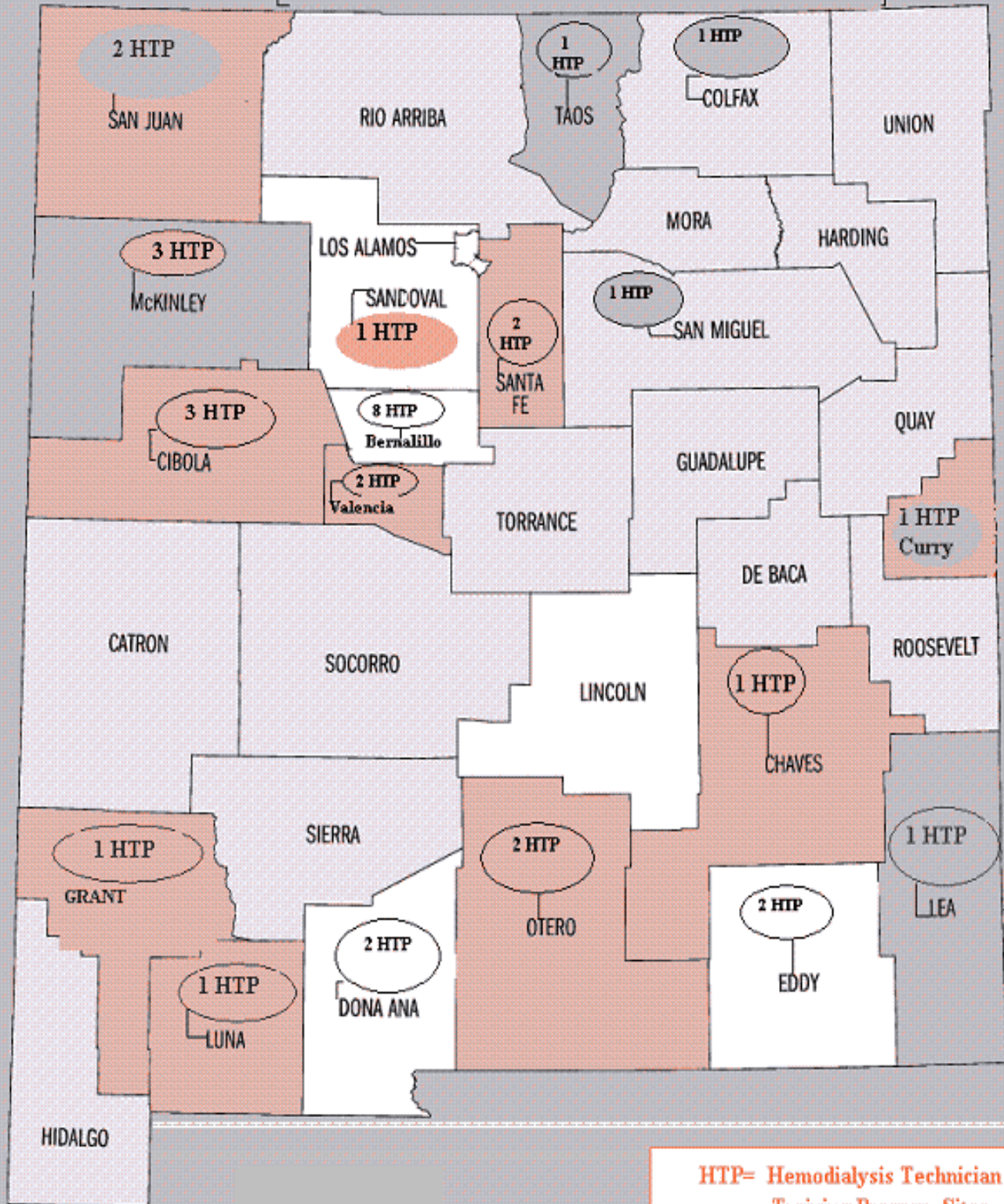
ONE

HEMODIALYSIS TECHICIAN

AND

MEDICATION AIDES

HEMODIALYSIS TECHNICIAN PROGRAMS



**HTP= Hemodialysis Technician
Training Program Sites**

Certification of Hemodialysis Technicians and Training Programs

The Nursing Practice Act authorizes the Board of Nursing to approve hemodialysis technician training programs and certify hemodialysis technicians, 61-3-10.1 NMSA 1978. Certified Hemodialysis Technicians perform broad functions related to the direct care of individuals receiving hemodialysis. In addition, Certified Hemodialysis Technician training programs have recently been approved by the Board of Nursing to expand the scope of function certified hemodialysis technicians to include performing hemodialysis treatment via central catheter lines. This expanded scope of function must meet specific criteria according to 16.12.4 NMAC. Certified Hemodialysis Technicians function with the supervision and direction of licensed nurses in the State of New Mexico licensed dialysis units.

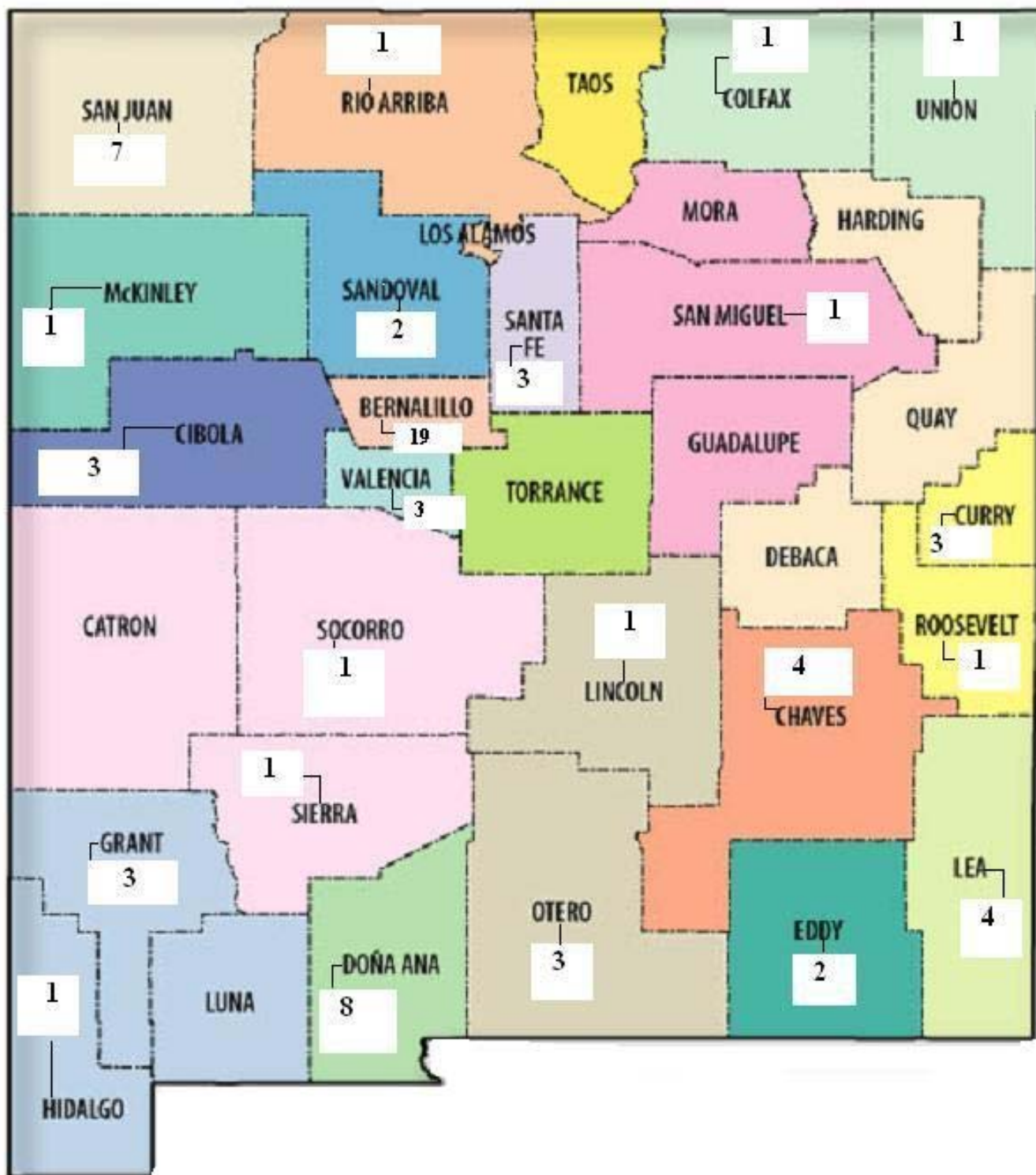
The Hemodialysis Technician Certification Examination is administered six (6) times per year to individuals who have successfully completed a board-approved hemodialysis technician training program.

At the end of FY 06, there were 318 current hemodialysis technicians in New Mexico.

Approved Hemodialysis Technician Training Program and Satellite Sites 2006:

<u>Training Programs</u>	<u>Satellite Sites</u>
Fresenius Las Cruces/Alamogordo	Las Cruces, Alamogordo and Deming
Fresenius Medical Care/Albuquerque	Albuquerque (5 satellite sites), Los Lunas (2 satellite sites)
Lovelace Sandia Medical Center	Albuquerque
Dialysis Center, Inc.	Albuquerque, Silver City, Taos, Rio Rancho, Acoma, Laguna, Grants, Raton, Carlsbad
University of New Mexico	Albuquerque
DaVita Four Corners Dialysis	Farmington, Shiprock
Rehoboth McKinley Christian Health Care Services	Zuni, Crownpoint
FMC Dialysis Services of Hobbs	Hobbs, Carlsbad
National Renal Institute of Las Cruces	Las Cruces
Mescalero Care Center/Dialysis Center	Mescalero
Fresenius Medical Care of Santa Fe	Santa Fe, Espanola, Las Vegas, Santa Fe, Clovis, Roswell

Number of Board Approved CMA Program
Facilities in Each County for 2006



Certification of Medication Aides and Training Programs

The Nursing Practice Act authorizes the Board of Nursing to approve medication aide training programs and certify medication aides, 61-3-10.2 NMSA 1978. Certified Medication Aides can administer medications in various health care settings. Currently Certified Medication Aides are approved to work in Intermediate Care Facilities for the Mentally Retarded (ICFMR), Developmental Disabled Medicaid Waiver Program (DD Waiver), Long Term Care (LTC), Public Schools, and Correction Facilities. Under supervision of a licensed nurse Certified Medication Aides can administer routine medications with the exception of intravenous, subcutaneous, nasogastric and intramuscular routes.

The Medication Aide Certification Examination is administered six (6) times per year to those individuals who have successfully completed a board approved training program.

At the end of FY 06, there are 444 medication aides with a current certificate in New Mexico. This is a 32 % increase from the previous fiscal year.

Approved 2006 Medication Aide Facilities By City						
Facility Name:	Address:	City:	State:	Zip code:	County:	Facility Type:
Casa Arena Blanca	205 Moonglow	Alamogordo	NM	88310	Otero	Long Term Care
Otero County Opportunity Center	873 Wright Avenue	Alamogordo	NM	88310	Otero	DD Waiver
Betty Dare Good Samaritan Center	3101 N. Florida Ave	Alamogordo	NM	88310	Otero	Long Term Care
Albuquerque Care Center	239 Elm Street NE	Albuquerque	NM	87111	Bernalillo	Long Term Care
The Montebello	10500 Academy Rd NE	Albuquerque	NM	87111	Bernalillo	Long Term Care
Princeton Place	500 Louisiana Blvd NE	Albuquerque	NM	87108	Bernalillo	Long Term Care
Adelante Development Center	3900 Osuna Road NE	Albuquerque	NM	87109	Bernalillo	DD/ICFMR
Laurel View Health Care Center	5900 Forrest Hills Dr NE	Albuquerque	NM	87109	Bernalillo	Long Term Care
Laurel Healthcare Provider	6001 Indian School NE	Albuquerque	NM	87110	Bernalillo	Long Term Care

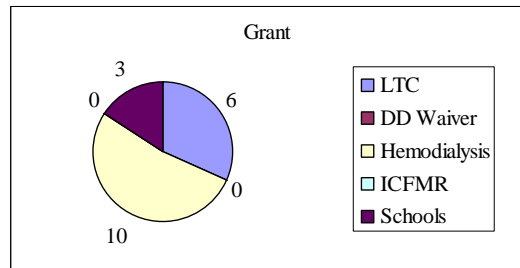
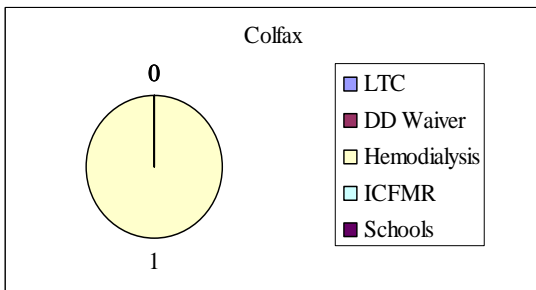
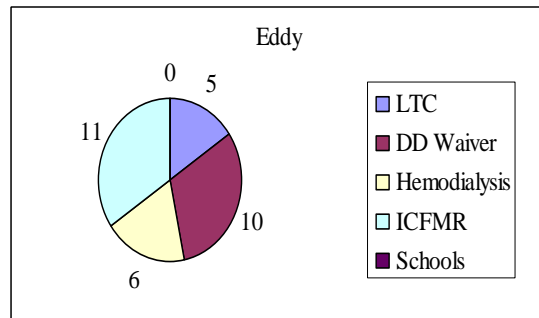
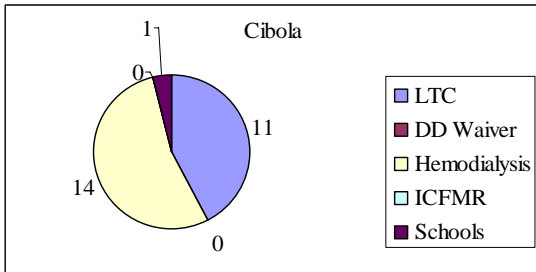
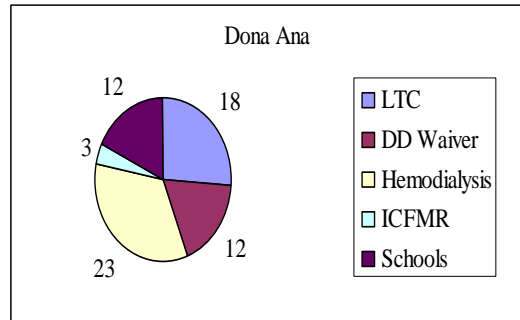
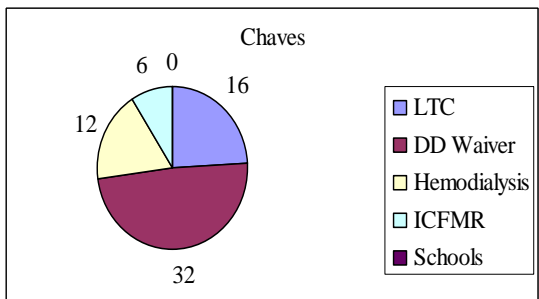
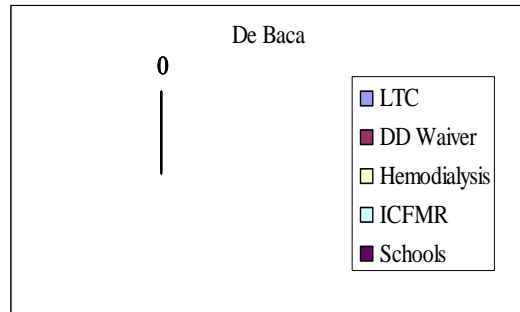
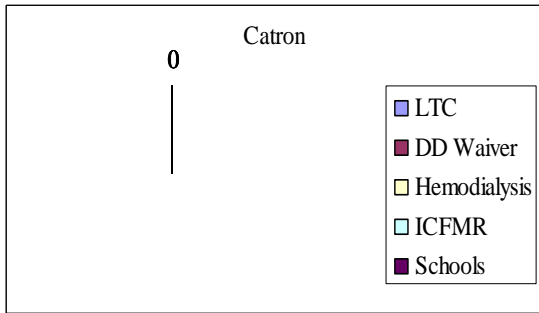
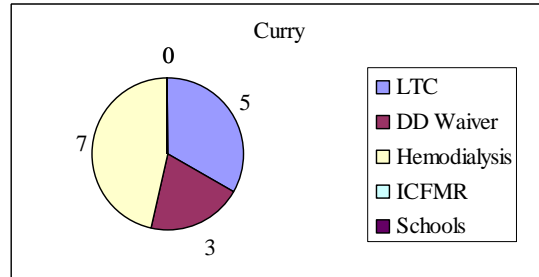
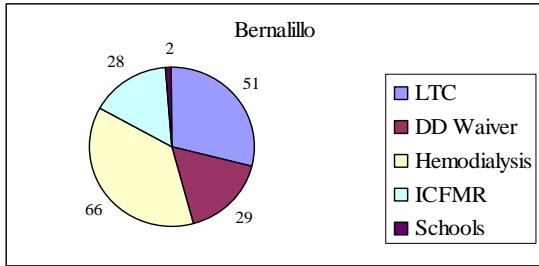
Facility Name:	Address:	City:	State:	Zip code:	County:	Facility Type:
ARCA InterCare	11300 Lomas	Albuquerque	NM	87112	Bernalillo	DD Waiver ICFMR
Laurel Heights Healthcare	103 Hospital Loop NE	Albuquerque	NM	87109	Bernalillo	Long Term Care
Manzano del Sol G.S.	5201 Roma NE	Albuquerque	NM	87108	Bernalillo	Long Term Care
Laurel Canyon, ABQ	10101 Lagrima de Oro	Albuquerque	NM	87111	Bernalillo	Long Term Care
Laurel Skies	9150 McMahan	Albuquerque	NM	87114	Bernalillo	Long Term Care
Valle Norte Caring Center	8820 Horizon Blvd NE	Albuquerque	NM	87113	Bernalillo	Long Term Care
ResCare of NM	2301 Yale SE, Bldg F	Albuquerque	NM	87112	Bernalillo	DD Waiver
NMHCA-Assisted Living	4411 McLeod NE Ste G	Albuquerque	NM	87109	Bernalillo	Assisted Living
Ladera Nursing and Rehab	5901 Ouray Rd NW	Albuquerque	NM	87120	Bernalillo	Long Term Care
Arbor Creek	7900 Constitution NE,	Albuquerque	NM	87111	Bernalillo	Long Term Care
Arbor Springs	5123 Juan Tabo NE	Albuquerque	NM	87110	Bernalillo	Long Term Care
ARCA Services	11300 Lomas Blvd., NE	Albuquerque	NM	87112	Bernalillo	DD/ICFMR
Arbor Brook	2216 Lester Drive	Albuquerque	NM	87112	Bernalillo	Long Term Care
NM Health Care Association	4411 McLeod NE Ste G	Albuquerque	NM	87109	Bernalillo	Long Term Care
Santa Maria El Mirador-Alcalde	P.O. Box 39	Alcalde	NM	87511	Santa Fe	DD/ICFMR
Gadsden Independent School.	P.O. Drawer 70	Anthony	NM	88021	Dona Ana	School
Four Corners Good Samaritan Village	500 Care Lane	Aztec	NM	87410	San Juan	Long Term Care
Aztec Municipal Schools	1118 W. Aztec Blvd	Aztec	NM	87410	San Juan	School
Laurel Meadow	1831 Camino de Llano	Belen	NM	87002	Valencia	Long Term Care
Bloomfield Nursing and Rehab	803 Hacienda Lane	Bloomfield	NM	87413	San Juan	Long Term Care
C.A.R.C., Inc.	P.O. Drawer 1808	Carlsbad	NM	88220	Eddy	DD Waiver
Lakeview Christian Home	1905 W. Pierce	Carlsbad	NM	88220	Eddy	Long Term Care
New Horizons	810 E. Ave	Carrizozo	NM	88301	Lincoln	ICFMR

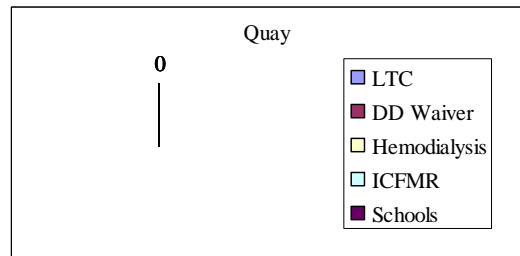
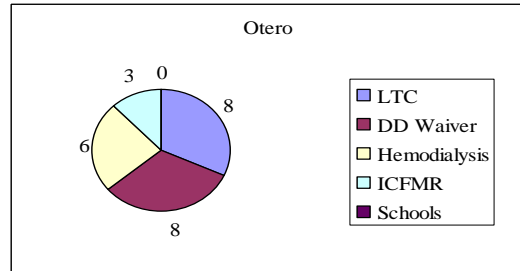
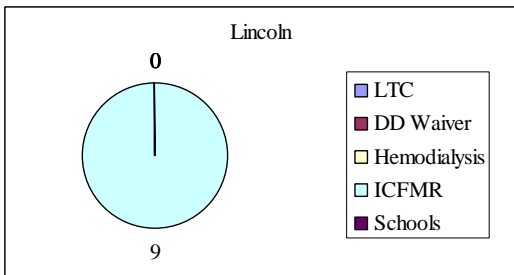
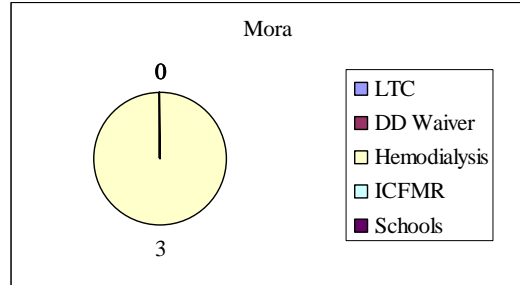
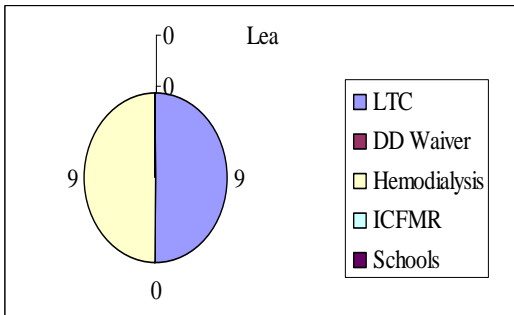
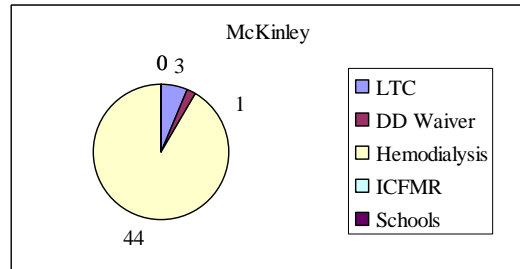
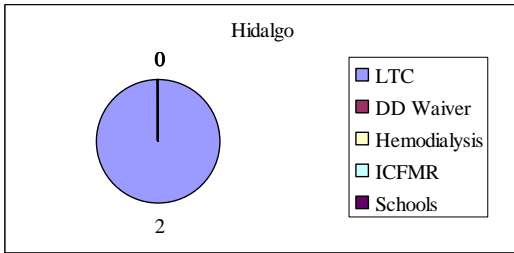
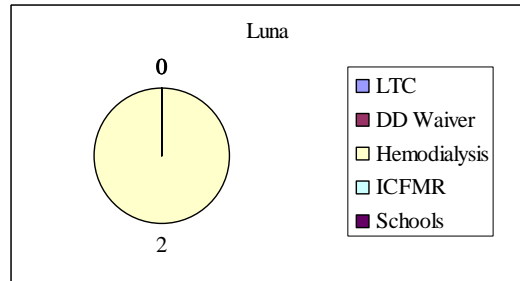
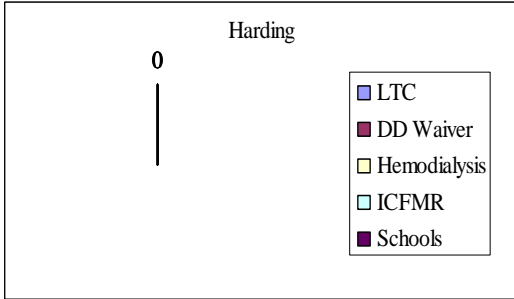
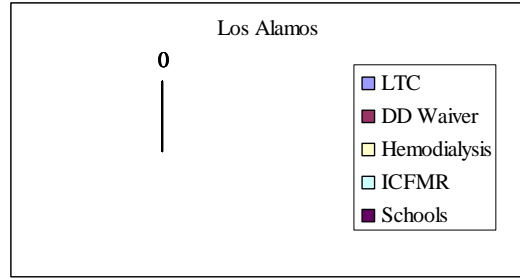
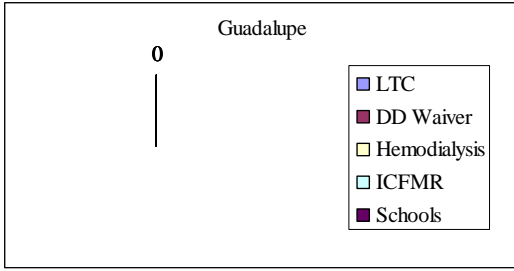
Facility Name:	Address:	City:	State:	Zip code:	County:	Facility Type:
Laguna Rainbow	P.O. Box 490	Casa Blanca	NM	87007	Cibola	Long Term Care
Clayton Nursing & Rehab	419 Harding St.	Clayton	NM	88415	Union	Long Term Care
Laurel Ridge Healthcare	1201 N. Norris	Clovis	NM	88101	Curry	Long Term Care
ENMRSH	P.O. Box 1989	Clovis	NM	88101	Curry	DD Waiver
Retirement Ranch	2221 Dillion	Clovis	NM	88101	Curry	Long Term Care
Espanola Valley Nursing	720 Hacienda St.	Espanola	NM	87532	Rio Arriba	Long Term Care
Cedar Ridge Inn	800 Saguaro Trail	Farmington	NM	87401	San Juan	Long Term Care
San Juan Manor	806 W. Maple SE	Farmington	NM	87401	San Juan	Long Term Care
ResCare of NM, Farmington	420 West Broadway	Farmington	NM	87501	San Juan	DD Waiver
Fort Bayard Medical Center	1001 Calle El Centro	Ft. Bayard	NM	88036	Grant	Long Term Care
Red Rock Nursing Center	3720 Churchrock	Gallup	NM	87301	McKinley	Long Term Care
NM Women's Correctional Facility	1700 E. Old Highway 66	Grants	NM	87020	Cibola	Corrections
Grants Good Samaritan	840 Lobo Canyon Road	Grants	NM	87020	Cibola	Long Term Care
Hobbs Health Care Center	5715 Lovington Hwy	Hobbs	NM	88240	Lea	Long Term Care
Country Cottage Care & Rehab	2101 Bensing Road	Hobbs	NM	88240	Lea	Long Term Care
NM Junior College Hobbs	5317 Lovington HWY	Hobbs	NM	88240	Lea	Long Term Care
Lea County Good Samaritan Village	1701 N. Turner	Hobbs	NM	88240	Lea	Long Term Care
Tresco, Inc.,	1800 Copper Loop	Las Cruces	NM	88005	Dona Ana	DD/ICFMR
Casa de Oro	1005 Lujan Hill Road	Las Cruces	NM	88007	Dona Ana	Long Term Care
Casa del Sol	2905 E. Missouri	Las Cruces	NM	88011	Dona Ana	Long Term Care
University Terrace Good Samaritan	3025 Terrace Dr.	Las Cruces	NM	88011	Dona Ana	Long Term Care
ResCare of NM, Las Cruces	525 Lohman Suite D	Las Cruces	NM	88001	Dona Ana	DD Waiver
Las Cruces Public Schools	505 S. Main St., Ste 249	Las Cruces	NM	88001	Dona Ana	School

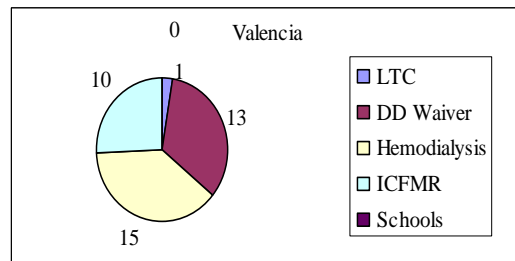
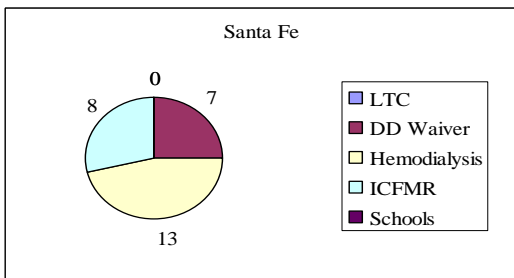
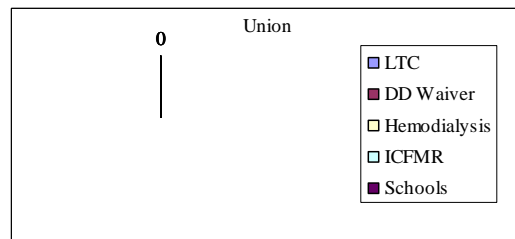
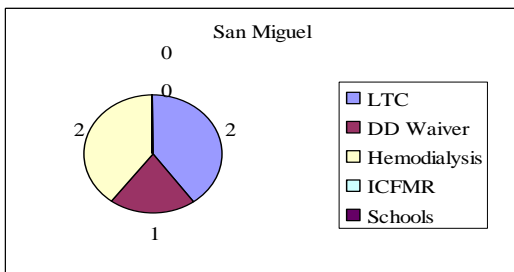
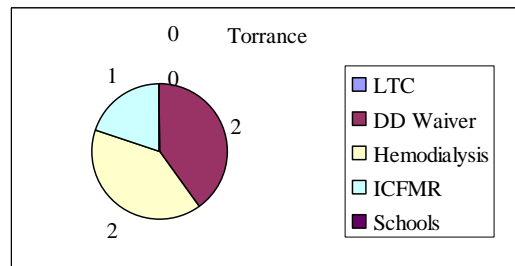
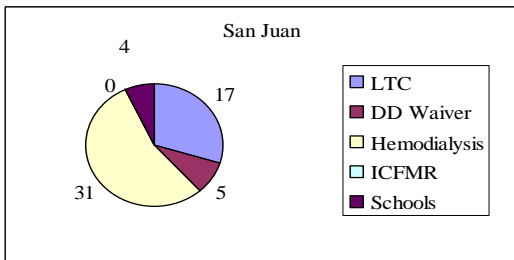
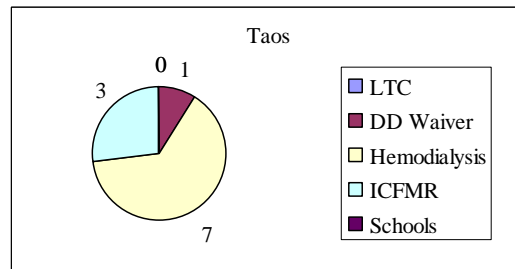
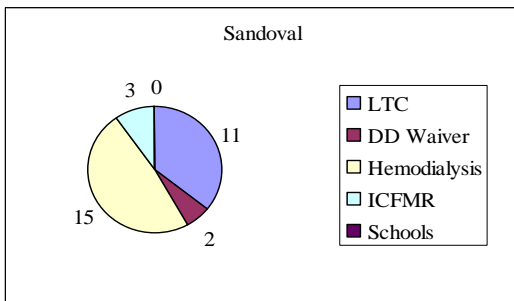
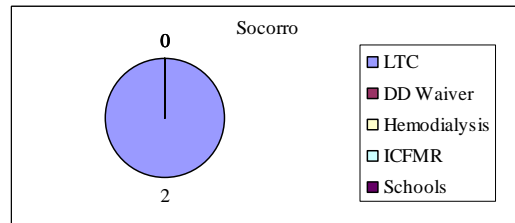
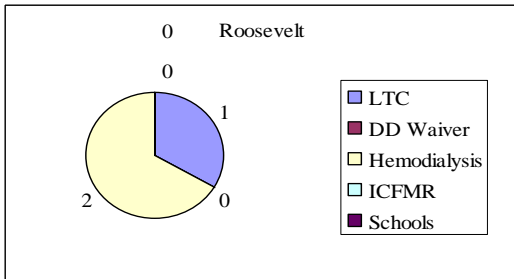
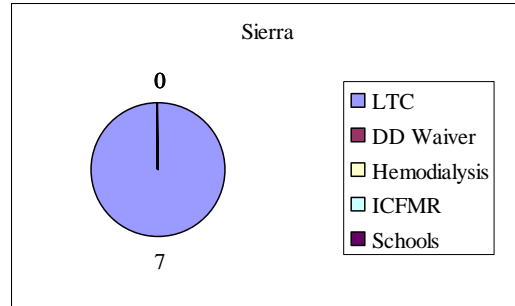
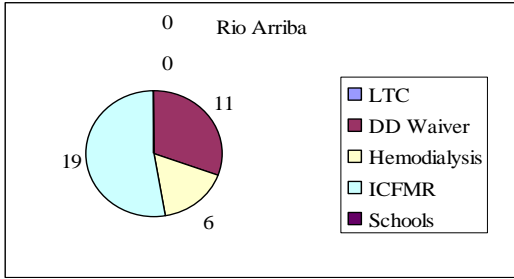
Facility Name:	Address:	City:	State:	Zip code:	County:	Facility Type:
The Village at Northrise	2880 N. Roadrunner PKWY	Las Cruces	NM	87011	Dona Ana	Long Term Care
Vida Encantada Rehab & Nursing	2301 Collins Dr.	Las Vegas	NM	87701	San Miguel	Long Term Care
Sunshine Haven Nursing Home	603 Hadecco Dr.	Lordsburg	NM	88045	Hidalgo	Long Term Care
Los Lunas Community Program	1000 Main	Los Lunas	NM	87031	Valencia	DD Waiver/ICFMR
La Vida Felicidad, Inc.	P.O Box 2040	Los Lunas	NM	87031	Valencia	DD/ICFMR
Lovington Good Samaritan Center	1600 West Ave I	Lovington	NM	88260	Lea	Long Term Care
Heartland Continuing Care Center	1640 W. 18th	Portales	NM	88130	Roosevelt	Long Term Care
Miners Colfax Medical Center	900 So 6th Street	Raton	NM	87740	Colfax	Long Term Care
Rio Rancho Nursing and Rehab	4210 Sabana Grande	Rio Rancho	NM	87124	Sandoval	Long Term Care
Rio Rancho Public Schools	500 Laser Road	Rio Rancho	NM	87124	Sandoval	School
Tobosa Developmental Services	110 E. Summit	Roswell	NM	88203	Chaves	DD Waiver
ResCare of NM, Roswell	100 So. Kentucky	Roswell	NM	88203	Chaves	DD Waiver
Mission Arch Care Center	3200 Mission Arch Drive	Roswell	NM	88201	Chaves	Long Term Care
Casa Maria Health Care Ctr	1601 South Main	Roswell	NM	88203	Chaves	Long Term Care
Santa Fe Care Center	635 Harkle Road	Santa Fe	NM	87505	Santa Fe	Long Term Care
Santa Maria El Mirador-SF	2041 S. Pacheco Ste 100	Santa Fe	NM	87505	Santa Fe	DD Waiver
Central Consolidated School Dist	P.O. Box 1199	Shiprock	NM	87420	San Juan	School
Silver Consolidated Schools	2810 N. Swan St.	Silver City	NM	88061	Grant	School
Silverstone Health Care	3514 Fowler Avenue	Silver City	NM	88061	Grant	Long Term Care
Socorro Good Samaritan Center	1203 HWY 60 W.	Socorro	NM	87801	Socorro	Long Term Care
NM State Veterans Hospital	992 S. Broadway	T or C	NM	87901	Sierra	Long Term Care
Sierra Health Care	1400 Silver	T or C	NM	87901	Sierra	Long Term Care

Breakdown per					
County:	LTC	DD Waiver	Hemodialysis	ICFMR	Schools
Bernalillo	51	29	66	28	2
Catron	0	0	0	0	0
Chaves	16	32	12	6	0
Cibola	11	0	14	0	1
Colfax	0	0	1	0	0
Curry	5	3	7	0	0
De Baca	0	0	0	0	0
Dona Ana	18	12	23	3	12
Eddy	5	10	6	11	0
Grant	6	0	10	0	3
Guadalupe	0	0	0	0	0
Harding	0	0	0	0	0
Hidalgo	2	0	0	0	0
Lea	9	0	9	0	0
Lincoln	0	0	0	9	0
Los Alamos	0	0	0	0	0
Luna	0	0	2	0	0
McKinley	3	1	44	0	0
Mora	0	0	3	0	0
Otero	8	8	6	3	0
Quay	0	0	0	0	0
Rio Arriba	0	11	6	19	0
Roosevelt	1	0	2	0	0
Sandoval	11	2	15	3	0
San Juan	17	5	31	0	4
San Miguel	2	1	2	0	0
Santa Fe	0	7	13	8	0
Sierra	7	0	0	0	0
Socorro	2	0	0	0	0
Taos	0	1	7	3	0
Torrance	0	2	2	1	0
Union	0	0	0	0	0
Valencia	1	13	15	10	0
Totals:	175	137	296	104	22
Grand Total of Unlicensed Assistive Personnel:	734				

Break down Pie Chart for UAP 2006







BOARD OF NURSING ADVISORY COMMITTEES

The Board of Nursing is authorized to appoint advisory committees to assist it in the performance of its duties, 61-3-10 NMSA 1978. The following is a summary of the advisory committee's fiscal year activities.

ADVANCED PRACTICE ADVISORY COMMITTEE

The committee currently consists of four clinical nurse specialist, two-nurse anesthetists and seven nurse practitioners. Michael Vigil served as the Board's representative to the committee. The Assistant Director for Nursing Education/Advanced Practice/Licensure is the staff member assigned to the committee... The committee met three times during the 2005-2006 fiscal year.

Major Activities This Year:

- Reviewed the Pain Management Relief Act. The committee recommended that new rules addressing guidelines included in the Act be written for board approval.
- Reviewed and discussed revisions to fees to be collected for Advanced Practice initial licensing, renewal and reactivation fees.
- Conducted a phone conference with a family nurse practitioner wanting to certify as a psychiatric nurse practitioner as she works in a psychiatric facility and has problems with third pay reimbursement. The committee did not agree that her education was enough for her to have a psychiatric specialty and recommended that she do a post master's to meet the board requirements for licensure as a psychiatric nurse practitioner.
- Discussed issues regarding the National Practitioner Data Bank. Information from this data bank is available and utilized by the board. Settlements and judgments reported on the data bank may or may not be violations of the Nursing Practice Act.
- Discussed SJM 7. A committee has been put together to explore medical malpractice insurance. Part of the committee is made up of CRNAs and CNMs. Nurse Practitioners need to have representation on the committee.
- Discussed confusion by advanced practice nurses regarding Board of Pharmacy statutes and rules, particularly those that deal with controlled substances. Met with EO from Board of Pharmacy and discussed continuing education that will focus on statutes and rules and other important functions that need to be included for prescriptive authority.
- Reviewed the nurse licensure compact and discussed problems that have occurred with the advanced practice nurses coming from compact states. A letter of authorization is issued to these nurses which allow them to work in NM with a RN compact license. When Licensure 2000 is implemented a separate license for the RN, advanced practice nurse and prescriptive authority will be issued. This should help decrease confusion for the public and for the nurse. At this point in time an RN license number is being issued to the advance practice nurse endorsing in from a compact state. Licensure 2000 will allow a separate license to be issued for all advanced practice nurses and a license for those who have prescriptive authority.
- Reviewed new rules regarding pain management and record keeping. These rules enacted at the beginning of the year.
- Reviewed and discussed the draft APRN Vision Paper written by the Advanced Practice Advisory Committee for the NCSBN. The committee generally agreed with the recommendations made in the draft. There was agreement that there are issues with the CNS role. The committee also recommended that the board give direction to begin

discussion with the health department and other stakeholders regarding regulation of nurse midwives.

NURSING EDUCATION ADVISORY COMMITTEE

The committee currently has 16 members who represent nursing education and two members who are nurse educators in an acute care facility. Karen Cummings served as the Board's representative to the committee. The Assistant Director for Nursing Education/Advanced Practice/Licensure is the staff member assigned to the committee. The committee met four times during the 2004-2005 fiscal year.

Major Activities This Year:

- Reviewed annual reports, program evaluations and made recommendations for program curriculum changes to the board.
- Reviewed and made recommendation to accept the feasibility study from Apollo College and PIMA Medical Institute.
- Reviewed and recommended to accept the curriculum proposals for Apollo College and Anamarc Educational Institute for PN and ADN programs.
- Reviewed site visit reports for Apollo College and Anamarc Educational Institution and recommended that the board grant initial approval to both programs to begin, winter 2006.
- Reviewed and revised rules regarding qualifications for nursing program director and faculty. Directors need orientation to the administration at the college and part-time faculty without BSNs need oversight by MSNs and orientation to clinical teaching.
- Reviewed board pass rates for first time test takers. Programs were commended for the high pass rates.
- Continued discussion regarding articulation.
- Discussed board regulation of students and clinical safety issues.

NURSING PRACTICE ADVISORY COMMITTEE

The Nursing Practice Advisory Committee has thirteen (13) active members with representation from several areas of the state (Roswell, Las Cruces, Albuquerque metro area, and Santa Fe) in a variety of nursing practice settings (Community Health, Health Education and Training, Mental Health, Acute Care, Home Care, Ambulatory Care, and Integrative Practice). Individuals representing the NM Nurses Association and the NM Center for Nursing Excellence participate as advisory committee members. The Assistant Director for Practice and Unlicensed Assistive Personnel is the staff member assigned to the committee.

The committee has met six (6) times since the last fiscal year report.

Major Activities completed or in process by the committee include:

- Wrote practice articles for the Board of Nursing magazine. Topics covered issues regarding Nurse Competency and the development of an individual professional plan; and Continued Nursing Competency. Developed a FAQs on Practice column and a Nursing Ethics column.
- Reviewed and revised rules that were proposed to the Board. Reviewed the definition of abandonment and the Standards of Nursing Practice.

- Reviewed and discussed the need for a nurse refresher course. Discussion determined that it is the employer's responsibility to ensure their employees are competent in their skills whether they are returning to work or changing career fields. This included discussion about nurse retention and workforce development.
- Reviewed information about the difference between conscious sedation and the administration of anesthesia.
- Reviewed and discussed differences between nursing delegation and assignment.
- Addressed concerns about the increased utilization of internationally educated nurses in New Mexico.
- Initiated discussion about nurse assistants who are not certified nurses aides and the need for regulatory oversight.

Several New Mexico nurses were participants in national committees. They participated as RN experts in continued competency, NCLEX writing panel, and the medication assistant panel.

HEMODIALYSIS TECHNICIAN ADVISORY COMMITTEE

The Hemodialysis Technician Advisory Committee currently has an active membership of fourteen (14) individuals representing various training programs and dialysis units around the state. Membership consists of three (3) Certified Hemodialysis Technicians, ten (10) training program dialysis nurse educators, and one licensed practice nurse. The committee met five (5) times during the 2006 fiscal year. The Assistant Director for Practice and Unlicensed Personnel and the Nurse Investigative Surveyor are staff members that attend this committee.

The Hemodialysis Technician Certification Examination was administered six (6) times during the fiscal year. A summary of the certification examinations statistics can be obtained with a request to the Board of Nursing

Major Activities for the Year:

- Reviewed applications for training program renewals. There were nine (9) training programs that renewed during this fiscal year.
- Reviewed and updated the certification examination
- Developed an expanded scope of function examination for Certified Hemodialysis Technician II per board rules.
- Developed an on-line nurse educator training for new nurse educators. Provided a nurse educator training with 15 nurse educators and administrators attending.
- Continued audit process of hemodialysis technicians to determine if they meet the recertification requirements.
- Worked with new agencies who wanted to utilize certified hemodialysis technicians.
- Updated the hemodialysis technicians' forms and placed on the internet.
- Hemodialysis technicians with national certification and meet other criteria can be certified to work in New Mexico.

MEDICATION AIDE ADVISORY COMMITTEE

The Medication Aide Advisory Committee has an active membership of fifteen (15) members with members from the Developmentally Disabled (DD) Medicaid Waiver Program, the Intermediate Care Facilities for the Mentally Retarded (ICFMR), Long Term Care Facilities, Public Schools and Corrections.

Committee membership includes eleven (11) RNs who serve as program RN nurse educators and nursing supervisors; one (1) LPN who is not affiliated with any training program, two (2) facility administrators, and one Certified Medication Aide.. The Assistant Director for Practice and Unlicensed Assistive Personnel and the Nurse Investigative Surveyor are the staff members for the committee. The committee met five (5) times during the 2005 fiscal year.

The Medication Aide Certification Examination was administered six (6) times during the fiscal year. This is an increase of two (2) extra examinations give during this past year. A summary report of the certification examination statistics for the fiscal year can be obtained with request to the Board of Nursing.

Major Activities for the Fiscal Year

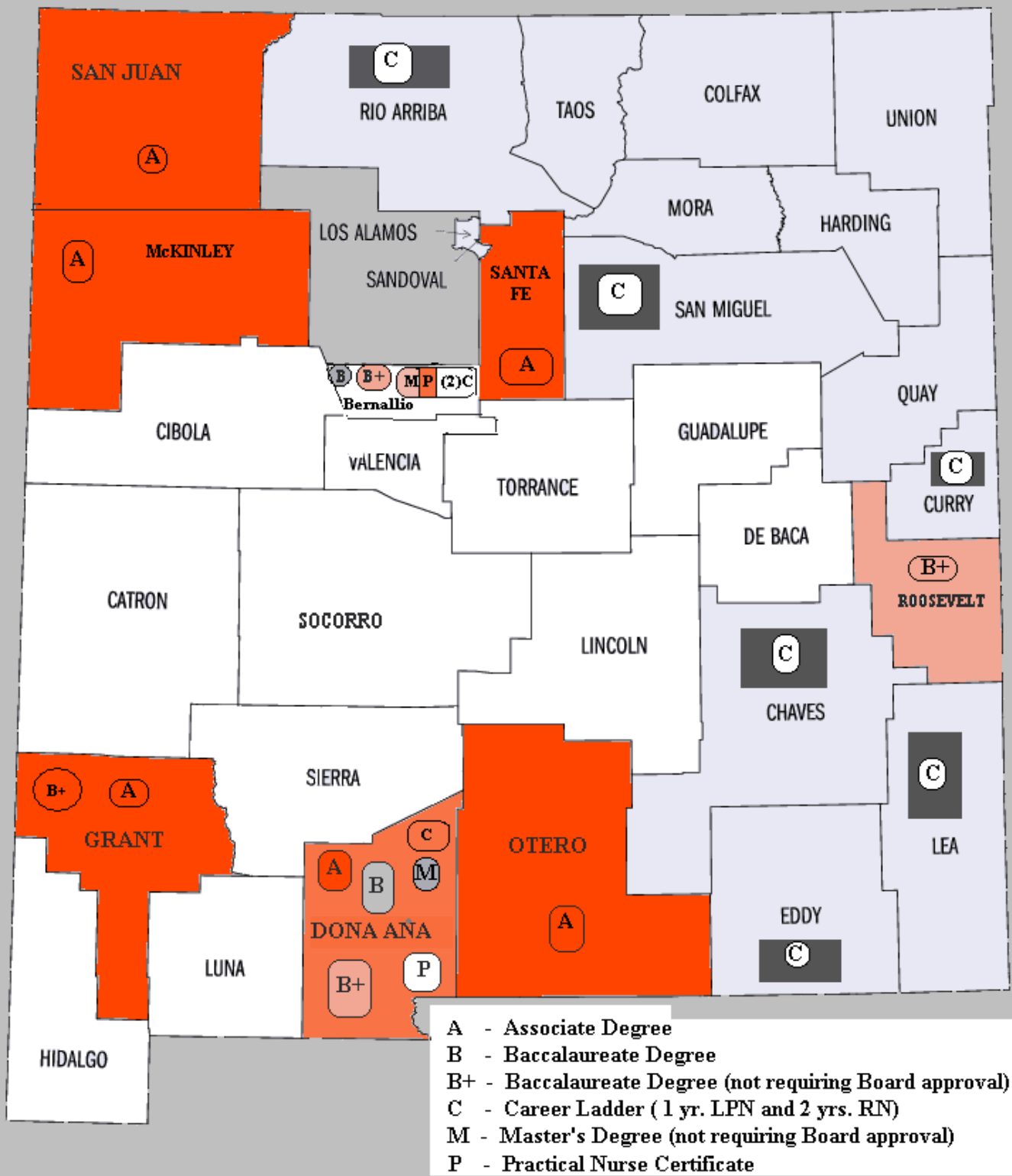
- The board staff with advisory committee members visited and renewed ten (10) training program sites for two years.
- The committee reviewed and recommended board approval for sixteen (16) new training programs across the state.
- Assisted Developmental Disability Support Division in Department of Health in reviewing their medication delivery policy.
- Rules were updated and went into effect August 2005.
- Developed and utilize the Medication Error Quality Assurance Data form. Agencies must send this completed form to the board monthly.
- Nurse Educator training was expanded to include on-line training. There were 83 nurse educators and agency administrators trained in various locations around the state. There were also 24 nurse educators who received initial training through the on-line site.
- Medication aide examination was updated. Data is being gathered on number of errors as it relates to the type of question.
- A survey was completed and sent to agencies regarding the need for nurse educator training.
- A committee member was selected and participated in a national committee about medication assistants.

PART

TWO

NURSING

EDUCATION PROGRAMS



NURSING EDUCATION PROGRAMS for FY 2006

NURSING EDUCATION PROGRAMS

There are eighteen (18) programs of nursing in New Mexico. All sixteen (16) continue to function under full approval status granted by the New Mexico Board of Nursing. Two (2) function under initial approval status granted by the New Mexico Board of Nursing.

PROGRAMS OF NURSING APPROVED BY THE NEW MEXICO BOARD OF NURSING

<u>BACCALAUREATE DEGREE PROGRAMS</u>	<u>FIRST YEAR OF APPROVAL</u>
*x UNIVERSITY OF NEW MEXICO College of Nursing Albuquerque NM 87131	1956
*x NEW MEXICO STATE UNIVERSITY Nursing Department 3185 Box 30001, Las Cruces NM 88003-0001	1993
 <u>ASSOCIATE DEGREE PROGRAMS</u>	
* NEW MEXICO JUNIOR COLLEGE Department of Nursing 5317 Lovington Highway, Hobbs NM 88240	ADN-1970 PN-1977
* EASTERN NM UNIVERSITY –ROSWELL Department of Nursing PO Box 6000, Roswell NM 88201	ADN-1968 PN-1974
* LUNA COMMUNITY COLLEGE Department of Nursing PO Drawer K, Las Vegas NM 87701	ADN-1978 PN-1970
SAN JUAN COLLEGE Department of Nursing 4601 College Blvd, Farmington NM 87401	ADN-1978
* CLOVIS COMMUNITY COLLEGE Department of Nursing 417 Schepps Blvd, Clovis NM 88101	ADN-1981 PN-1972
* NM STATE UNIVERSITY–CARLSBAD Department of Nursing 1500 University Dr., Carlsbad NM 88220	ADN-1974 PN-1991
UNIVERSITY OF NM-GALLUP Department of Nursing 200 College RD, Gallup NM 87301	ADN-2001
* NORTHERN NM COMMUNITY COLLEGE Health Occupations Division 1002 N. Oate, Espanola NM 87532	ADN-1985 PN-1954

* CENTRAL NEW MEXICO COMMUNITY COLLEGE Department of Nursing 2000 Coal SE, Albuquerque, NM 87106	ADN-1985 PN-1954
SANTA FE COMMUNITY COLLEGE Department of Nursing 6401 Richards Ave, Santa Fe NM 87505	ADN-1986
WESTERN NM UNIVERSITY Department of Nursing PO Box 680 Silver City, NM 88061	ADN-1989
NM STATE UNIVERSITY-ALAMOGORDO 2400 N. Scenic Drive, Alamogordo NM 88310	ADN-1990
* DONA ANA BRANCH COMMUNITY COLLEGE Box 30001-3DA, Las Cruces NM 88003	ADN-1994 PN-2004
APOLLO COLLEGE 1001 Menaul Blvd Albuquerque NM 87107	ADN-2006 PN-2006
ANAMARC EDUCATIONAL INSTITUTE 2660 Airport Rd Santa Teresa NM 88008	AND-2006 PN-2006

PRACTICAL NURSE PROGRAM

APS CAREER ENRICHMENT CENTER
Practical Nurse Program
807 Mountain Rd NE, Albuquerque, NM 87102

- + Programs offer a BSN (for RNs only), not subject of Board approval.
- * Programs provide students with multiple entry and exit (PN-ADN).
- x Program offers a Master's Degree in Nursing, not subject of Board approval.

**NATIONAL COUNCIL LICENSURE EXAMINATION
PROGRAM SUMMARY OF ALL FIRST TIME
CANDIDATES IN NEW MEXICO**

REGISTERED NURSING SCHOOLS

JANUARY 1, 2005 THROUGH DECEMBER 31, 2005

NAME OF SCHOOL	# OF CANDIDATES	# PASSED	# FAILED	TOTAL %
CENTRAL NM COMMUNITY COLLEGE I – ALBUQUERQUE	101	91	10	90.10
CLOVIS COMMUNITY COLLEGE – CLOVIS	47	41	6	87.23
DONA ANA BRANCH COMM. COLLEGE- LAS CRUCES	32	24	8	75
EASTERN NEW MEXICO UNIVERSITY – ROSWELL	26	25	1	96.15
LUNA COMMUNITY COLLEGE – LAS VEGAS	32	24	8	75
NM JUNIOR COLLEGE – HOBBS	27	27	0	100
NM STATE UNIVERSITY – ALAMOGORDO	17	16	1	94.12
NM STATE UNIVERSITY – CARLSBAD	17	16	1	94.12
NM STATE UNIVERSITY – LAS CRUCES	40	39	1	97.50
NORTHERN NM COMMUNITY COLLEGE – ESPANOLA	19	18	1	94.74
SAN JUAN COMMUNITY COLLEGE – FARMINGTON	30	28	2	93.33
SANTA FE COMMUNITY COLLEGE – SANTA FE	41	37	4	90.24
UNIVERSITY OF NM – GALLUP	27	24	3	88.89
UNIVERSITY OF NM – ALBUQUERQUE	99	82	17	82.83
WESTERN NM UNIVERSITY – SILVER CITY	13	12	1	92.31
TOTAL FOR ALL RN NURSING SCHOOLS	568	504	64	89

PRACTICAL NURSING SCHOOLS

JANUARY 1, 2005 THROUGH DECEMBER 31, 2005

NAME OF SCHOOL	# OF CANDIDATES	# PASSED	# FAILED	TOTAL %
ALBUQUERQUE PUBLIC SCHOOLS – ALBUQUERQUE	25	23	2	92
CENTRAL NM COMMUNITY COLLEGE /PRESBYTERIAN HOSPITAL – ALBUQUERQUE	38	38	0	100
CLOVIS COMMUNITY COLLEGE – CLOVIS	45	45	0	100
LUNA COMMUNITY COLLEGE – LAS VEGAS	31	30	1	96.77
NM JUNIOR COLLEGE – HOBBS	31	29	2	93.55
NM STATE UNIVERSITY – CARLSBAD	13	13	0	100
NORTHERN NM COMMUNITY COLLEGE – ESPANOLA	17	16	1	94.12
TOTAL FOR ALL LPN NURSING SCHOOLS	200	194	6	97

PART

THREE

DISCIPLINARY

AND

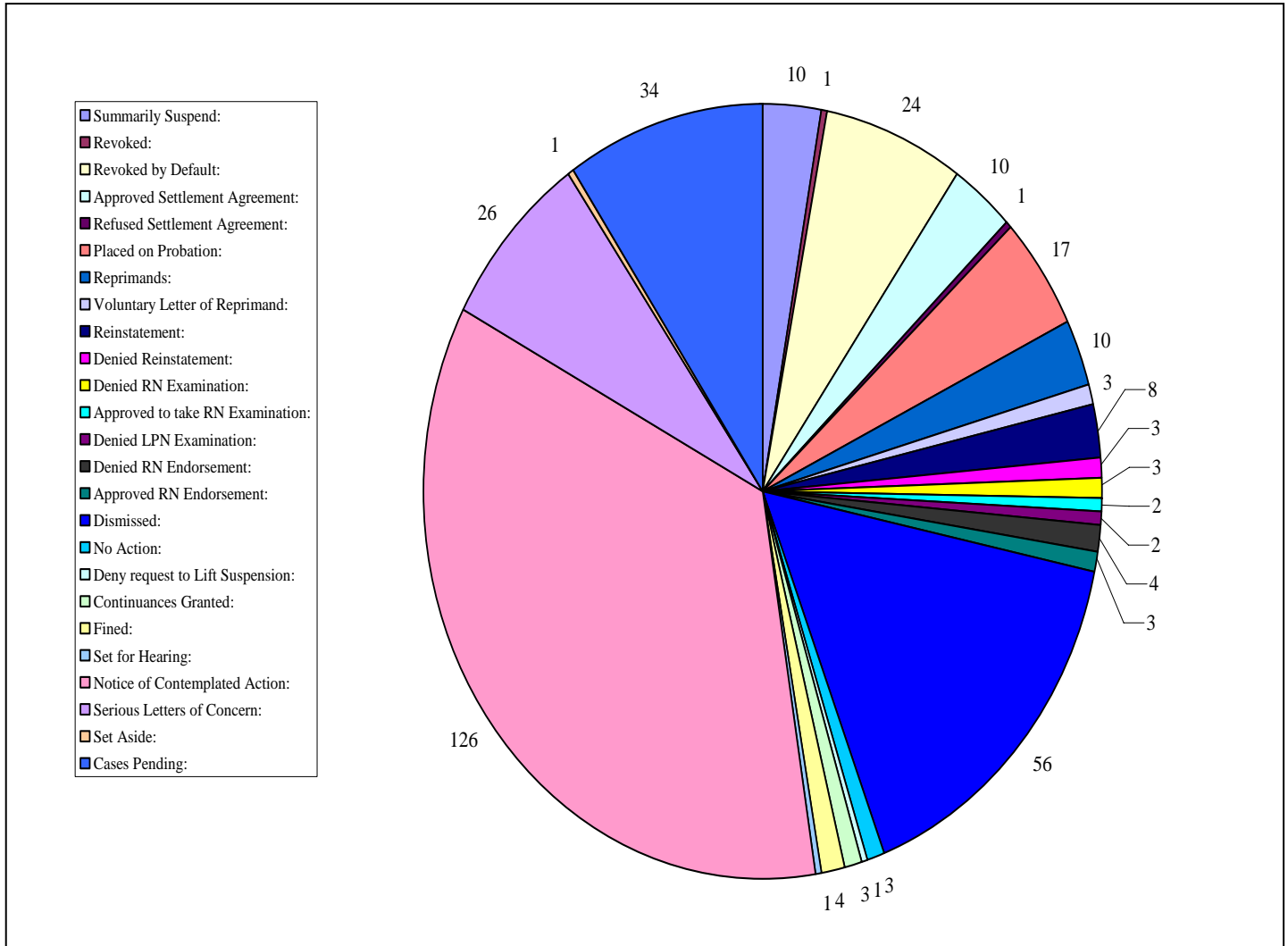
DIVERSION PROGRAM

DISCIPLINARY SUMMARY
JULY 1, 2005 TO JUNE 30, 2006
Dispositions of disciplinary cases this
fiscal year including resolutions of previous fiscal year cases.

Investigations completed: <u>241</u>	Cases Under Investigation: <u>34</u>
Admissions to Diversion Program: <u>34</u>	Complaints Received: <u>356</u>
Offered DP: <u>58</u>	Cases Dismissed: <u>56</u>
Offers of DP that are currently pending: <u>26</u>	Private Reprimand: <u>0</u>
Reprimand: <u>10</u>	Probation: <u>17</u>
Settlement: <u>10</u>	Summary Suspension: <u>10</u>
Refused Settlement Agreement: <u>1</u>	Revoked CHT/CMA Certification: <u>2</u>
Suspension: <u>10</u>	Child Support Cases Dismissed: <u>0</u>
Revoked License: <u>25</u>	Initial Licensure denied: <u>9</u>
Revocation for Non-Payment of Child Support: <u>0</u>	Reinstatements Denied: <u>3</u>
Initial Licensure granted: <u>5</u>	NCAAs: <u>126</u>
Reinstatements: <u>8</u>	No Action: <u>56</u>
Action Cleared: <u>0</u>	Voluntary Letter of Reprimand: <u>3</u>
	Serious Letters of Concern: <u>26</u>
	Fined: <u>4</u>

DISCIPLINARY SUMMARY JULY 1, 2005 TO JUNE 30, 2006		Complaints Received:	356
Summarily Suspend:	10		
Revoked:	1		
Revoked by Default:	24		
Approved Settlement Agreement:	10		
Refused Settlement Agreement:	1		
Placed on Probation:	17		
Reprimands:	10		
Voluntary Letter of Reprimand:	3		
Reinstatement:	8		
Denied Reinstatement:	3		
Denied RN Examination:	3		
Approved to take RN Examination:	2		
Denied LPN Examination:	2		
Denied RN Endorsement:	4		
Approved RN Endorsement:	3		
Dismissed:	56		
No Action:	3		
Deny request to Lift Suspension:	1		
Continuances Granted:	3		
Fined:	4		
Set for Hearing:	1		
Notice of Contemplated Action:	126		
Serious Letters of Concern:	26		
Set Aside:	1		
Cases Pending:	34		
Admissions to Diversion Program:	34		

VISUAL CHART BREAKDOWN OF 356 COMPLAINTS FOR JULY 2005 TO JUNE 2006



DIVERSION PROGRAM FOR CHEMICALLY DEPENDENT NURSES 06 FISCAL YEAR REPORT

The Diversion Program is a confidential, voluntary alternative to formal disciplinary action for chemically dependent nurses. It was created by a legislative amendment to the Nursing Practice Act in 1987, and has been operational since that time. The purpose of the Diversion Program is to monitor nurses in the first years of their recovery and monitor their sobriety and compliance with recovery work. It is not the intent of the Program to provide treatment to the chemically dependent nurse. However, the initial contract signed by all participants requires them to receive treatment for chemical dependency. The primary objectives of the Program are:

- to identify chemically dependent nurses early in the disease process to prevent potential harm to patients;
- to direct nurses into treatment and/or assessment for impairment due to chemical dependency;
- to keep the recovering nurse productive by retaining employment or returning to work as soon as possible after identification of a problem;
- to monitor the nurse's practice and recovery to ensure that the nurse is a safe practitioner;
- to report non-compliance and/or relapse to the Board of Nursing for possible disciplinary action; and
- to educate the public and the nursing profession about chemical dependency and impaired practice in the health care professions.

The structure of the Diversion Program provides close observation of each participant through monitoring of their written compliance with all contract conditions, as well as through face to face meetings on a regular basis to evaluate their ability to practice safely and their progress in their work and recovery settings. The Diversion Program Coordinator is assisted in these face to face meetings by volunteer committees set up in areas throughout the State. There are four committees in Albuquerque that meet monthly. All other committees in outlying areas meet every three months. These committees are located in Roswell, Hobbs, Las Cruces, Farmington, Gallup, Espanola and Las Vegas. All participants in the Program are seen face to face a minimum of every three months.

Participants who violate conditions in their Diversion Program contract including those who have positive drug screens and/or relapses are reported to the Board. The Board will take disciplinary action against any licensee when there is evidence that the licensee may be a danger or potential danger to the public.

The number of participants in the Diversion Program varies from year to year; however, there are approximately one hundred thirty seven (137) nurses currently enrolled in the Program. The Diversion Program Coordinator submits an annual evaluation to the Board of Nursing at the first meeting of each calendar year. More information may be obtained by contacting the Diversion Program Coordinator.

PART

FOUR

REVENUE

AND

EXPENDITURE STATEMENT

BOARD ON NURSING
Board Cash Activity Report
As of 06/30/06

Cash balance as of 07/01/2005 \$ 1,352,100.00

Revenues :

1643--NURSE RELICENSURE	684,865.81
1653--MA/HT/DD RECERTIFICATION	9,041.00
1693--NURSE ENDORSEMENTS	114,166.00
1743--NURSE SPECIALITIES	11,431.00
1793--DIVERSION PROGRAM/NURSE SEMINAR	89,935.00
2143--NURSE EXAM/REEXAMS	678,680.00
2193--MA/HT/DD EXAM/REEXAM	13,360.00
6153-TRAFFIC VIOLATIONS	50.00
4126--INTEREST ON NURSE CASH BALANCE	46,739.22
6143--NURSE PENALTY	28,639.50
7516--GIFTS (MISC.)	18,180.20
9696--MISC REVENUE	39,996.00
9950--INTRA-STATE/JPA/HUMAN SERV DEPT	0.00

Total revenues-06/30/06 \$ 1,735,083.73

Expenditures:

200 PERSONNEL SERVCS/EMPLOYEE BENEFITS	784,289.00
300 CONTRACTUAL SERVICES	23,018.00
400 OTHER COSTS	293,729.00
500 OTHER FINANCING USES	40,000.00

EXPENDITURES TRU 06/30/06 \$ 1,141,036.00

Other financing sources and uses:

101900--CASH ON DEPOSIT W/TREASURER	1,942,600.29
142900--DUE FROM OTHER STATE AGENCIES	0.00
NET OF OTHER FINANCING SOURCES	0.00

CASH BALANCE AS OF 06/30/06 \$ 1,942,600.29
 MINUS ITEMS BELOW

Outstanding encumbrances:

Prior year	0.00
Current year	0.00
Due To Others	0.00
202900--VOUCHERS PAYABLE	0.00
226900--ACCRUED PAYROLL	31,064.98

Unencumbered cash balance as of 06/30/06 \$ 1,911,535.31

PART

FIVE

STATISTICAL DATA

CURRENTLY LICENSED NURSES

ANNUAL REPORT 2006

	REGISTERED NURSE	LIC. PRACTICAL NURSE	LINE TOTAL
TOTAL	19,734	3,240	22,974
LICENSED BY: EXAMINATION	9,120	1,939	11,059
ENDORSEMENT	8,012	1,201	9,213
FOREIGN NURSE	2,602	100	2,702
SEX: FEMALE	17,592	2,906	20,498
MALE	2,141	332	2,473
AGE: UNDER 30	2,011	476	2,487
30 TO 39	4,604	547	5,151
40 TO 49	5,048	745	5,793
50 TO 59	5,825	982	6,807
OVER 60	2,246	490	2,736
EDUCATION: GRADE SCHOOL	1	9	10
HIGH SCHOOL GRAD./GED	42	2,642	2,684
ASSOCIATE DEGREE	6,645	304	6,949
BACCALAUREATE OTHER	2,121	197	2,318
DIPLOMA	2,134	5	2,139
BACCALAUREATE NURSING	6,100	32	6,132
MASTERS OTHER	976	31	1,007
MASTERS NURSING	1,463	1	1,464
DOCTORATE OTHER	175	5	180
DOCTORATE NURSING	51	7	58
BASIC: NURSING EDUCATION		3,177	3,177
GRAD LPN SCHOOL		55	55
WAIVER/EXPERIENCE			
DIPLOMA	3,294		3,294
ASSOCIATE DEGREE	10,278		10,278
BACCALAUREATE NURSING	6,118		6,118
OTHER	8		8
EMPLOYMENT: FULL-TIME NURSING	10,421	1,765	12,186
PART-TIME NURSING	3,038	442	3,480
FULL-TIME NOT NURSING	152	26	178
PART-TIME NOT NURSING	113	27	140
NOT EMPLOYED	739	161	900
PLACE: HOSPITAL/INSTITUTION	7,507	493	8,000
NURSING HOME	587	624	1,211
PRIVATE DUTY	696	200	896
OCCUPATIONAL NURSE	68	8	76
OFFICE NURSE	471	252	723
PUBLIC HEALTH	423	32	455
SCHOOL OF NURSING	262	4	266
SCHOOL NURSE	471	28	499
CLINIC	1,490	262	1,752
SELF EMPLOYED	235	17	252
OTHER	1,240	287	1,527
POSITION: ADMINISTRATION OR ASSIST.	478		478
CONSULTANT	192		192
SUPERVISOR OR ASSIST.	795		795
INSTRUCTOR	237		237
HEAD NURSE OR ASSIST.	586		586
STAFF NURSE	8,038		8,038
NURSE PRACTITIONERS	612		612
CLINICAL SPEC./MASTERS	125		125
CASE MANAGER	155		155
OTHER	864		864
CRNA	210		210
CLINICAL: AREA			
SPECIAL CARE	3,343		3,343
COMM. PUBLIC HEALTH	888		888
GENERAL PRACTICE	5		5
GERIATRIC	874		874
OBSTETRICS/GYNECOLOGY	920		920
MEDICAL/SURGICAL	1,925		1,925
PEDIATRIC CHILD MATERIAL	966		966
PSYCHIATRIC/MENTAL HEALTH	682		682
OTHER	3,802		3,802
NOT APPLICABLE	0		0

NOTE: PLACE, POSITION, AND CLINICAL AREA ARE SUMMARIZED ONLY IF EMPLOYED AS A NURSE.

CURRENTLY LICENSED NURSES

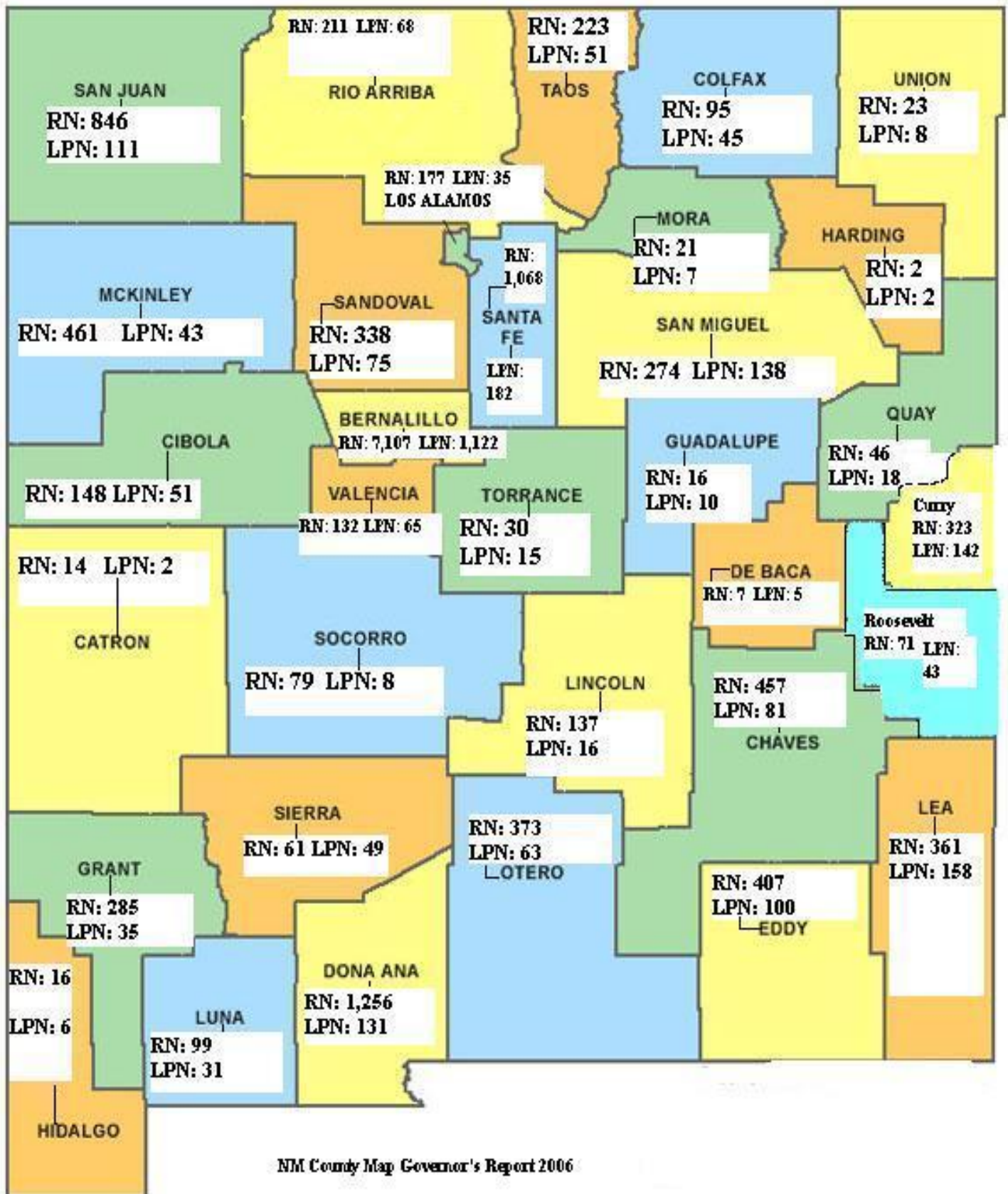
RESIDENT IN NM

ANNUAL REPORT 2006

	REGISTERED NURSE	LIC. PRACTICAL NURSE	LINE TOTAL
TOTAL	15,168	2,916	18,084
LICENSED BY: EXAMINATION	8,607	1,867	10,474
ENDORSEMENT	6,417	1,044	7,461
FOREIGN NURSE	144	5	149
SEX: FEMALE	13,688	2,624	16,312
MALE	1,480	290	1,770
AGE: UNDER 30	1,239	443	1,682
30 TO 39	2,818	469	3,287
40 TO 49	4,161	663	4,824
50 TO 59	4,974	887	5,861
OVER 60	1,976	454	2,430
EDUCATION: GRADE SCHOOL	1	8	9
HIGH SCHOOL GRAD./GED	38	2,367	2,405
ASSOCIATE DEGREE	5,849	273	6,122
BACCALAUREATE OTHER	1,863	188	2,051
DIPLOMA	993	4	997
BACCALAUREATE NURSING	4,263	30	4,293
MASTERS OTHER	781	27	808
MASTERS NURSING	1,202	1	1,203
DOCTORATE OTHER	119	5	124
DOCTORATE NURSING	45	7	52
BASIC: NURSING EDUCATION		2,859	2,859
GRAD LPN SCHOOL		51	51
WAIVER/EXPERIENCE			
DIPLOMA	1,879		1,879
ASSOCIATE DEGREE	9,128		9,128
BACCALAUREATE NURSING	4,128		4,128
OTHER	8		8
EMPLOYMENT: FULL-TIME NURSING	9,277	1,672	10,949
PART-TIME NURSING	2,813	426	3,239
FULL-TIME NOT NURSING	130	22	152
PART-TIME NOT NURSING	101	21	122
NOT EMPLOYED	641	149	790
PLACE: HOSPITAL/INSTITUTION	6,555	458	7,013
NURSING HOME	548	592	1,140
PRIVATE DUTY	667	187	854
OCCUPATIONAL NURSE	61	6	67
OFFICE NURSE	451	250	701
PUBLIC HEALTH	398	30	428
SCHOOL OF NURSING	237	3	240
SCHOOL NURSE	455	28	483
CLINIC	1,369	252	1,621
SELF EMPLOYED	206	17	223
OTHER	1,135	275	1,410
POSITION: ADMINISTRATION OR ASSIST.	434		434
CONSULTANT	169		169
SUPERVISOR OR ASSIST.	742		742
INSTRUCTOR	215		215
HEAD NURSE OR ASSIST.	550		550
STAFF NURSE	7,197		7,197
NURSE PRACTITIONERS	523		523
CLINICAL SPEC./MASTERS	121		121
CASE MANAGER	145		145
OTHER	810		810
CRNA	123		123
CLINICAL: AREA			
SPECIAL CARE	2,898		2,898
COMM. PUBLIC HEALTH	840		840
GENERAL PRACTICE	5		5
GERIATRIC	823		823
OBSTETRICS/GYNECOLOGY	818		818
MEDICAL/SURGICAL	1,669		1,669
PEDIATRIC CHILD MATERIAL	898		898
PSYCHIATRIC/MENTAL HEALTH	634		634
OTHER	3,458		3,458
NOT APPLICABLE	0		0

NOTE: PLACE, POSITION, AND CLINICAL AREA ARE SUMMARIZED ONLY IF EMPLOYED AS A NURSE.

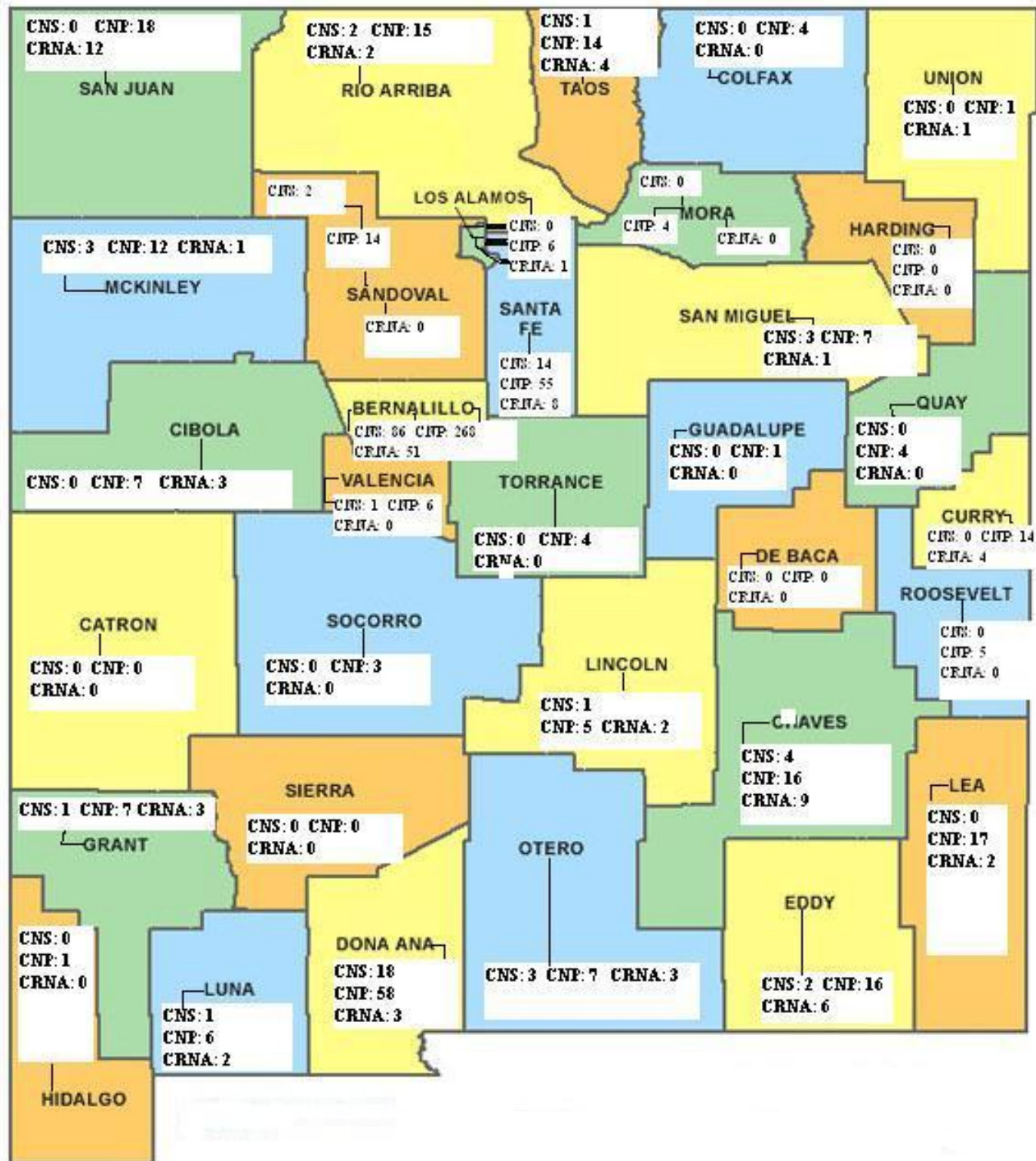
RN/LPN IN NEW MEXICO BY COUNTY 2006



**ADVANCED PRACTICE NURSES FOR
NEW MEXICO BY COUNTY 2006**

County:	Clinical Specialist	Practitioner	Certified R.N. Anesthetist	Totals:
Bernalillo	86	268	51	405
Catron	0	0	0	0
Chaves	4	16	9	29
Cibola	0	7	3	10
Colfax	0	4	0	4
Curry	0	14	4	18
DeBaca	0	0	0	0
Dona Ana	18	58	3	79
Eddy	2	16	6	24
Grant	1	7	3	11
Guadalupe	0	1	0	1
Harding	0	0	0	0
Hidalgo	0	1	0	1
Lea	0	17	2	19
Lincoln	1	5	2	8
Los Alamos	0	6	1	7
Luna	1	6	2	9
McKinley	3	12	1	16
Mora	0	4	0	4
Otero	3	7	3	13
Quay	0	4	0	4
Rio Arriba	2	15	2	19
Roosevelt	0	5	0	5
Sandoval	2	14	0	16
San Juan	0	18	12	30
San Miguel	3	7	1	11
Santa Fe	14	55	8	77
Sierra	0	0	0	0
Socorro	0	3	0	3
Taos	1	14	4	19
Torrance	0	4	0	4
Union	0	1	1	2
Valencia	1	6	0	7
Other County	0	0	0	0
Out-of-State	6	77	89	172
Totals:	148	672	207	1027

ADVANCED PRACTICE NURSES IN NEW MEXICO BY COUNTY 2006



CURRENTLY LICENSED NURSES - BERNALILLO COUNTY

ANNUAL REPORT 2006

	REGISTERED NURSE	LIC. PRACTICAL NURSE	LINE TOTAL
TOTAL	7,107	1,122	8,229
LICENSED BY: EXAMINATION	3,826	700	4,526
ENDORSEMENT	3,200	420	3,620
FOREIGN NURSE	81	2	83
SEX: FEMALE	6,411	1,007	7,418
MALE	696	114	810
AGE: UNDER 30	540	201	741
30 TO 39	1,252	169	1,421
40 TO 49	1,957	230	2,187
50 TO 59	2,428	345	2,773
OVER 60	930	177	1,107
EDUCATION: GRADE SCHOOL	1	4	5
HIGH SCHOOL GRAD./GED	17	909	926
ASSOCIATE DEGREE	2,057	88	2,145
BACCALAUREATE OTHER	930	91	1,021
DIPLOMA	480	2	482
BACCALAUREATE NURSING	2,458	6	2,464
MASTERS OTHER	455	12	467
MASTERS NURSING	612	1	613
DOCTORATE OTHER	70	2	72
DOCTORATE NURSING	24	4	28
BASIC: NURSING EDUCATION		1,102	1,102
GRAD LPN SCHOOL		17	17
WAIVER/EXPERIENCE			
DIPLOMA	966		966
ASSOCIATE DEGREE	3,581		3,581
BACCALAUREATE NURSING	2,547		2,547
OTHER	4		4
EMPLOYMENT: FULL-TIME NURSING	4,460	698	5,158
PART-TIME NURSING	1,470	190	1,660
FULL-TIME NOT NURSING	64	9	73
PART-TIME NOT NURSING	50	5	55
NOT EMPLOYED	291	46	337
PLACE: HOSPITAL/INSTITUTION	3,498	220	3,718
NURSING HOME	150	211	361
PRIVATE DUTY	271	78	349
OCCUPATIONAL NURSE	32	2	34
OFFICE NURSE	194	102	296
PUBLIC HEALTH	103	13	116
SCHOOL OF NURSING	107	2	109
SCHOOL NURSE	132	3	135
CLINIC	764	128	892
SELF EMPLOYED	87	5	92
OTHER	590	124	714
POSITION: ADMINISTRATION OR ASSIST.	186		186
CONSULTANT	101		101
SUPERVISOR OR ASSIST.	268		268
INSTRUCTOR	99		99
HEAD NURSE OR ASSIST.	254		254
STAFF NURSE	3,590		3,590
NURSE PRACTITIONERS	235		235
CLINICAL SPEC./MASTERS	67		67
CASE MANAGER	82		82
OTHER	457		457
CRNA	55		55
CLINICAL: AREA			
SPECIAL CARE	1,557		1,557
COMM. PUBLIC HEALTH	249		249
GENERAL PRACTICE	2		2
GERIATRIC	274		274
OBSTETRICS/GYNECOLOGY	386		386
MEDICAL/SURGICAL	816		816
PEDIATRIC CHILD MATERIAL	472		472
PSYCHIATRIC/MENTAL HEALTH	358		358
OTHER	1,797		1,797
NOT APPLICABLE	0		0

NOTE: PLACE, POSITION, AND CLINICAL AREA ARE SUMMARIZED ONLY IF EMPLOYED AS A NURSE.

CURRENTLY LICENSED NURSES - CATRON COUNTY

ANNUAL REPORT 2006

	REGISTERED NURSE	LIC. PRACTICAL NURSE	LINE TOTAL
TOTAL	14	2	16
LICENSED BY: EXAMINATION	4	0	4
ENDORSEMENT	10	2	12
FOREIGN NURSE	0	0	0
SEX: FEMALE	11	2	13
MALE	3	0	3
AGE: UNDER 30	1	0	1
30 TO 39	1	0	1
40 TO 49	3	0	3
50 TO 59	6	1	7
OVER 60	3	1	4
EDUCATION: GRADE SCHOOL	0	0	0
HIGH SCHOOL GRAD./GED	0	1	1
ASSOCIATE DEGREE	6	0	6
BACCALAUREATE OTHER	1	1	2
DIPLOMA	0	0	0
BACCALAUREATE NURSING	5	0	5
MASTERS OTHER	1	0	1
MASTERS NURSING	1	0	1
DOCTORATE OTHER	0	0	0
DOCTORATE NURSING	0	0	0
BASIC: NURSING EDUCATION		2	2
GRAD LPN SCHOOL		0	0
WAIVER/EXPERIENCE		0	0
DIPLOMA	1		1
ASSOCIATE DEGREE	7		7
BACCALAUREATE NURSING	6		6
OTHER	0		0
EMPLOYMENT: FULL-TIME NURSING	4	0	4
PART-TIME NURSING	2	0	2
FULL-TIME NOT NURSING	1	0	1
PART-TIME NOT NURSING	0	0	0
NOT EMPLOYED	1	2	3
PLACE: HOSPITAL/INSTITUTION	2	0	2
NURSING HOME	0	0	0
PRIVATE DUTY	0	0	0
OCCUPATIONAL NURSE	0	0	0
OFFICE NURSE	1	0	1
PUBLIC HEALTH	1	0	1
SCHOOL OF NURSING	0	0	0
SCHOOL NURSE	0	0	0
CLINIC	2	0	2
SELF EMPLOYED	0	0	0
OTHER	0	0	0
POSITION: ADMINISTRATION OR ASSIST.	0		0
CONSULTANT	0		0
SUPERVISOR OR ASSIST.	0		0
INSTRUCTOR	0		0
HEAD NURSE OR ASSIST.	0		0
STAFF NURSE	5		5
NURSE PRACTITIONERS	0		0
CLINICAL SPEC./MASTERS	0		0
CASE MANAGER	0		0
OTHER	0		0
CRNA	0		0
CLINICAL: AREA			
SPECIAL CARE	1		1
COMM. PUBLIC HEALTH	1		1
GENERAL PRACTICE	0		0
GERIATRIC	1		1
OBSTETRICS/GYNECOLOGY	0		0
MEDICAL/SURGICAL	1		1
PEDIATRIC CHILD MATERIAL	0		0
PSYCHIATRIC/MENTAL HEALTH	0		0
OTHER	2		2
NOT APPLICABLE	0		0

NOTE: PLACE, POSITION, AND CLINICAL AREA ARE SUMMARIZED ONLY IF EMPLOYED AS A NURSE.

CURRENTLY LICENSED NURSES - CHAVES COUNTY

ANNUAL REPORT 2006

	REGISTERED NURSE	LIC. PRACTICAL NURSE	LINE TOTAL
TOTAL	457	81	538
LICENSED BY: EXAMINATION	324	44	368
ENDORSEMENT	127	37	164
FOREIGN NURSE	6	0	6
SEX: FEMALE	400	74	474
MALE	57	7	64
AGE: UNDER 30	30	6	36
30 TO 39	100	13	113
40 TO 49	138	18	156
50 TO 59	140	28	168
OVER 60	49	16	65
EDUCATION: GRADE SCHOOL	0	0	0
HIGH SCHOOL GRAD./GED	1	64	65
ASSOCIATE DEGREE	262	9	271
BACCALAUREATE OTHER	49	5	54
DIPLOMA	30	0	30
BACCALAUREATE NURSING	69	3	72
MASTERS OTHER	10	0	10
MASTERS NURSING	36	0	36
DOCTORATE OTHER	0	0	0
DOCTORATE NURSING	0	0	0
BASIC: NURSING EDUCATION		79	79
GRAD LPN SCHOOL		2	2
WAIVER/EXPERIENCE			
DIPLOMA	43		43
ASSOCIATE DEGREE	369		369
BACCALAUREATE NURSING	45		45
OTHER	0		0
EMPLOYMENT: FULL-TIME NURSING	320	53	373
PART-TIME NURSING	41	7	48
FULL-TIME NOT NURSING	6	0	6
PART-TIME NOT NURSING	0	1	1
NOT EMPLOYED	19	5	24
PLACE: HOSPITAL/INSTITUTION	162	11	173
NURSING HOME	21	19	40
PRIVATE DUTY	23	4	27
OCCUPATIONAL NURSE	1	0	1
OFFICE NURSE	29	6	35
PUBLIC HEALTH	24	2	26
SCHOOL OF NURSING	8	0	8
SCHOOL NURSE	20	4	24
CLINIC	40	5	45
SELF EMPLOYED	5	1	6
OTHER	28	8	36
POSITION: ADMINISTRATION OR ASSIST.	15		15
CONSULTANT	2		2
SUPERVISOR OR ASSIST.	37		37
INSTRUCTOR	9		9
HEAD NURSE OR ASSIST.	16		16
STAFF NURSE	205		205
NURSE PRACTITIONERS	14		14
CLINICAL SPEC./MASTERS	2		2
CASE MANAGER	2		2
OTHER	12		12
CRNA	10		10
CLINICAL: AREA			
SPECIAL CARE	71		71
COMM. PUBLIC HEALTH	30		30
GENERAL PRACTICE	0		0
GERIATRIC	34		34
OBSTETRICS/GYNECOLOGY	24		24
MEDICAL/SURGICAL	45		45
PEDIATRIC CHILD MATERIAL	38		38
PSYCHIATRIC/MENTAL HEALTH	16		16
OTHER	101		101
NOT APPLICABLE	0		0

NOTE: PLACE, POSITION, AND CLINICAL AREA ARE SUMMARIZED ONLY IF EMPLOYED AS A NURSE.

CURRENTLY LICENSED NURSES - CIBOLA COUNTY

ANNUAL REPORT 2006

	REGISTERED NURSE	LIC. PRACTICAL NURSE	LINE TOTAL
TOTAL	148	51	199
LICENSED BY:			
EXAMINATION	91	29	120
ENDORSEMENT	56	22	78
FOREIGN NURSE	1	0	1
SEX:			
FEMALE	132	47	179
MALE	16	4	20
AGE:			
UNDER 30	17	2	19
30 TO 39	35	4	39
40 TO 49	36	11	47
50 TO 59	34	19	53
OVER 60	26	15	41
EDUCATION:			
GRADE SCHOOL	0	0	0
HIGH SCHOOL GRAD./GED	0	38	38
ASSOCIATE DEGREE	62	6	68
BACCALAUREATE OTHER	12	6	18
DIPLOMA	14	0	14
BACCALAUREATE NURSING	44	0	44
MASTERS OTHER	5	1	6
MASTERS NURSING	10	0	10
DOCTORATE OTHER	1	0	1
DOCTORATE NURSING	0	0	0
BASIC:			
GRAD LPN SCHOOL		48	48
NURSING			
WAIVER/EXPERIENCE		3	3
EDUCATION			
DIPLOMA	19		19
ASSOCIATE DEGREE	89		89
BACCALAUREATE NURSING	40		40
OTHER	0		0
EMPLOYMENT:			
FULL-TIME NURSING	84	32	116
PART-TIME NURSING	25	6	31
FULL-TIME NOT NURSING	0	1	1
PART-TIME NOT NURSING	1	0	1
NOT EMPLOYED	3	3	6
PLACE:			
HOSPITAL/INSTITUTION	50	10	60
NURSING HOME	11	8	19
PRIVATE DUTY	3	2	5
OCCUPATIONAL NURSE	0	0	0
OFFICE NURSE	1	0	1
PUBLIC HEALTH	5	1	6
SCHOOL OF NURSING	1	0	1
SCHOOL NURSE	3	0	3
CLINIC	18	7	25
SELF EMPLOYED	5	0	5
OTHER	12	10	22
POSITION:			
ADMINISTRATION OR ASSIST.	6		6
CONSULTANT	2		2
SUPERVISOR OR ASSIST.	19		19
INSTRUCTOR	1		1
HEAD NURSE OR ASSIST.	4		4
STAFF NURSE	56		56
NURSE PRACTITIONERS	5		5
CLINICAL SPEC./MASTERS	1		1
CASE MANAGER	0		0
OTHER	4		4
CRNA	3		3
CLINICAL:			
SPECIAL CARE	28		28
AREA			
COMM. PUBLIC HEALTH	10		10
GENERAL PRACTICE	0		0
GERIATRIC	12		12
OBSTETRICS/GYNECOLOGY	3		3
MEDICAL/SURGICAL	15		15
PEDIATRIC CHILD MATERIAL	2		2
PSYCHIATRIC/MENTAL HEALTH	3		3
OTHER	35		35
NOT APPLICABLE	0		0

NOTE: PLACE, POSITION, AND CLINICAL AREA ARE SUMMARIZED ONLY IF EMPLOYED AS A NURSE.

CURRENTLY LICENSED NURSES - COLFAX COUNTY

ANNUAL REPORT 2006

	REGISTERED NURSE	LIC. PRACTICAL NURSE	LINE TOTAL
TOTAL	95	45	140
LICENSED BY:			
EXAMINATION	46	24	70
ENDORSEMENT	48	21	69
FOREIGN NURSE	1	0	1
SEX:			
FEMALE	87	40	127
MALE	8	5	13
AGE:			
UNDER 30	4	10	14
30 TO 39	21	11	32
40 TO 49	24	10	34
50 TO 59	34	8	42
OVER 60	12	6	18
EDUCATION:			
GRADE SCHOOL	0	0	0
HIGH SCHOOL GRAD./GED	0	40	40
ASSOCIATE DEGREE	49	1	50
BACCALAUREATE OTHER	13	2	15
DIPLOMA	5	0	5
BACCALAUREATE NURSING	18	1	19
MASTERS OTHER	5	1	6
MASTERS NURSING	4	0	4
DOCTORATE OTHER	1	0	1
DOCTORATE NURSING	0	0	0
BASIC:			
NURSING		43	43
EDUCATION		2	2
DIPLOMA	12		12
ASSOCIATE DEGREE	69		69
BACCALAUREATE NURSING	14		14
OTHER	0		0
EMPLOYMENT:			
FULL-TIME NURSING	62	28	90
PART-TIME NURSING	17	7	24
FULL-TIME NOT NURSING	0	1	1
PART-TIME NOT NURSING	1	1	2
NOT EMPLOYED	4	4	8
PLACE:			
HOSPITAL/INSTITUTION	37	12	49
NURSING HOME	14	15	29
PRIVATE DUTY	2	1	3
OCCUPATIONAL NURSE	0	0	0
OFFICE NURSE	4	4	8
PUBLIC HEALTH	6	0	6
SCHOOL OF NURSING	0	0	0
SCHOOL NURSE	4	0	4
CLINIC	5	1	6
SELF EMPLOYED	0	0	0
OTHER	7	2	9
POSITION:			
ADMINISTRATION OR ASSIST.	4		4
CONSULTANT	0		0
SUPERVISOR OR ASSIST.	16		16
INSTRUCTOR	0		0
HEAD NURSE OR ASSIST.	4		4
STAFF NURSE	36		36
NURSE PRACTITIONERS	4		4
CLINICAL SPEC./MASTERS	0		0
CASE MANAGER	1		1
OTHER	3		3
CRNA	0		0
CLINICAL:			
AREA			
SPECIAL CARE	17		17
COMM. PUBLIC HEALTH	8		8
GENERAL PRACTICE	0		0
GERIATRIC	16		16
OBSTETRICS/GYNECOLOGY	4		4
MEDICAL/SURGICAL	14		14
PEDIATRIC CHILD MATERIAL	1		1
PSYCHIATRIC/MENTAL HEALTH	3		3
OTHER	16		16
NOT APPLICABLE	0		0

NOTE: PLACE, POSITION, AND CLINICAL AREA ARE SUMMARIZED ONLY IF EMPLOYED AS A NURSE.

CURRENTLY LICENSED NURSES - CURRY COUNTY

ANNUAL REPORT 2006

	REGISTERED NURSE	LIC. PRACTICAL NURSE	LINE TOTAL
TOTAL	323	142	465
LICENSED BY: EXAMINATION	232	122	354
ENDORSEMENT	90	20	110
FOREIGN NURSE	1	0	1
SEX: FEMALE	297	127	424
MALE	26	15	41
AGE: UNDER 30	53	44	97
30 TO 39	74	32	106
40 TO 49	103	36	139
50 TO 59	69	20	89
OVER 60	24	10	34
EDUCATION: GRADE SCHOOL	0	0	0
HIGH SCHOOL GRAD./GED	1	122	123
ASSOCIATE DEGREE	192	11	203
BACCALAUREATE OTHER	18	9	27
DIPLOMA	29	0	29
BACCALAUREATE NURSING	52	0	52
MASTERS OTHER	4	0	4
MASTERS NURSING	24	0	24
DOCTORATE OTHER	1	0	1
DOCTORATE NURSING	1	0	1
BASIC: NURSING EDUCATION		141	141
GRAD LPN SCHOOL		1	1
WAIVER/EXPERIENCE			
DIPLOMA	30		30
ASSOCIATE DEGREE	266		266
BACCALAUREATE NURSING	25		25
OTHER	0		0
EMPLOYMENT: FULL-TIME NURSING	213	57	270
PART-TIME NURSING	27	11	38
FULL-TIME NOT NURSING	1	0	1
PART-TIME NOT NURSING	1	0	1
NOT EMPLOYED	12	5	17
PLACE: HOSPITAL/INSTITUTION	138	23	161
NURSING HOME	14	20	34
PRIVATE DUTY	12	1	13
OCCUPATIONAL NURSE	1	0	1
OFFICE NURSE	17	14	31
PUBLIC HEALTH	6	0	6
SCHOOL OF NURSING	12	0	12
SCHOOL NURSE	9	0	9
CLINIC	14	2	16
SELF EMPLOYED	1	0	1
OTHER	16	8	24
POSITION: ADMINISTRATION OR ASSIST.	7		7
CONSULTANT	2		2
SUPERVISOR OR ASSIST.	16		16
INSTRUCTOR	10		10
HEAD NURSE OR ASSIST.	20		20
STAFF NURSE	142		142
NURSE PRACTITIONERS	14		14
CLINICAL SPEC./MASTERS	0		0
CASE MANAGER	1		1
OTHER	11		11
CRNA	4		4
CLINICAL: AREA			
SPECIAL CARE	58		58
COMM. PUBLIC HEALTH	11		11
GENERAL PRACTICE	0		0
GERIATRIC	23		23
OBSTETRICS/GYNECOLOGY	36		36
MEDICAL/SURGICAL	46		46
PEDIATRIC CHILD MATERIAL	17		17
PSYCHIATRIC/MENTAL HEALTH	1		1
OTHER	47		47
NOT APPLICABLE	0		0

NOTE: PLACE, POSITION, AND CLINICAL AREA ARE SUMMARIZED ONLY IF EMPLOYED AS A NURSE.

CURRENTLY LICENSED NURSES - DEBACA COUNTY

ANNUAL REPORT 2006

	REGISTERED NURSE	LIC. PRACTICAL NURSE	LINE TOTAL
TOTAL	7	5	12
LICENSED BY: EXAMINATION	6	3	9
ENDORSEMENT	1	2	3
FOREIGN NURSE	0	0	0
SEX: FEMALE	7	5	12
MALE	0	0	0
AGE: UNDER 30	1	1	2
30 TO 39	1	1	2
40 TO 49	3	0	3
50 TO 59	2	1	3
OVER 60	0	2	2
EDUCATION: GRADE SCHOOL	0	1	1
HIGH SCHOOL GRAD./GED	0	4	4
ASSOCIATE DEGREE	3	0	3
BACCALAUREATE OTHER	1	0	1
DIPLOMA	0	0	0
BACCALAUREATE NURSING	3	0	3
MASTERS OTHER	0	0	0
MASTERS NURSING	0	0	0
DOCTORATE OTHER	0	0	0
DOCTORATE NURSING	0	0	0
BASIC: NURSING EDUCATION		5	5
GRAD LPN SCHOOL		0	0
WAIVER/EXPERIENCE			
DIPLOMA	1		1
ASSOCIATE DEGREE	6		6
BACCALAUREATE NURSING	0		0
OTHER	0		0
EMPLOYMENT: FULL-TIME NURSING	2	2	4
PART-TIME NURSING	3	1	4
FULL-TIME NOT NURSING	0	0	0
PART-TIME NOT NURSING	1	1	2
NOT EMPLOYED	0	0	0
PLACE: HOSPITAL/INSTITUTION	1	0	1
NURSING HOME	0	1	1
PRIVATE DUTY	0	0	0
OCCUPATIONAL NURSE	0	0	0
OFFICE NURSE	0	0	0
PUBLIC HEALTH	1	0	1
SCHOOL OF NURSING	0	0	0
SCHOOL NURSE	0	0	0
CLINIC	1	0	1
SELF EMPLOYED	1	0	1
OTHER	1	2	3
POSITION: ADMINISTRATION OR ASSIST.	0		0
CONSULTANT	0		0
SUPERVISOR OR ASSIST.	2		2
INSTRUCTOR	0		0
HEAD NURSE OR ASSIST.	1		1
STAFF NURSE	1		1
NURSE PRACTITIONERS	0		0
CLINICAL SPEC./MASTERS	0		0
CASE MANAGER	0		0
OTHER	1		1
CRNA	0		0
CLINICAL: AREA			
SPECIAL CARE	0		0
COMM. PUBLIC HEALTH	1		1
GENERAL PRACTICE	0		0
GERIATRIC	2		2
OBSTETRICS/GYNECOLOGY	0		0
MEDICAL/SURGICAL	0		0
PEDIATRIC CHILD MATERIAL	1		1
PSYCHIATRIC/MENTAL HEALTH	0		0
OTHER	1		1
NOT APPLICABLE	0		0

NOTE: PLACE, POSITION, AND CLINICAL AREA ARE SUMMARIZED ONLY IF EMPLOYED AS A NURSE.

CURRENTLY LICENSED NURSES - DONA ANA COUNTY

ANNUAL REPORT 2006

	REGISTERED NURSE	LIC. PRACTICAL NURSE	LINE TOTAL
TOTAL	1,256	131	1,387
LICENSED BY: EXAMINATION	722	68	790
ENDORSEMENT	524	63	587
FOREIGN NURSE	10	0	10
SEX: FEMALE	1,135	114	1,249
MALE	121	17	138
AGE: UNDER 30	151	10	161
30 TO 39	250	15	265
40 TO 49	343	31	374
50 TO 59	364	53	417
OVER 60	148	22	170
EDUCATION: GRADE SCHOOL	0	0	0
HIGH SCHOOL GRAD./GED	1	100	101
ASSOCIATE DEGREE	445	14	459
BACCALAUREATE OTHER	173	13	186
DIPLOMA	67	0	67
BACCALAUREATE NURSING	392	1	393
MASTERS OTHER	44	1	45
MASTERS NURSING	104	0	104
DOCTORATE OTHER	15	1	16
DOCTORATE NURSING	12	1	13
BASIC: NURSING EDUCATION		129	129
GRAD LPN SCHOOL		2	2
WAIVER/EXPERIENCE			
DIPLOMA	143		143
ASSOCIATE DEGREE	750		750
BACCALAUREATE NURSING	360		360
OTHER	0		0
EMPLOYMENT: FULL-TIME NURSING	764	86	850
PART-TIME NURSING	165	16	181
FULL-TIME NOT NURSING	12	1	13
PART-TIME NOT NURSING	6	1	7
NOT EMPLOYED	52	10	62
PLACE: HOSPITAL/INSTITUTION	470	11	481
NURSING HOME	37	32	69
PRIVATE DUTY	60	10	70
OCCUPATIONAL NURSE	0	1	1
OFFICE NURSE	27	14	41
PUBLIC HEALTH	45	2	47
SCHOOL OF NURSING	27	0	27
SCHOOL NURSE	57	0	57
CLINIC	94	17	111
SELF EMPLOYED	21	2	23
OTHER	91	13	104
POSITION: ADMINISTRATION OR ASSIST.	31		31
CONSULTANT	17		17
SUPERVISOR OR ASSIST.	48		48
INSTRUCTOR	26		26
HEAD NURSE OR ASSIST.	55		55
STAFF NURSE	561		561
NURSE PRACTITIONERS	51		51
CLINICAL SPEC./MASTERS	13		13
CASE MANAGER	5		5
OTHER	44		44
CRNA	3		3
CLINICAL: AREA			
SPECIAL CARE	185		185
COMM. PUBLIC HEALTH	108		108
GENERAL PRACTICE	0		0
GERIATRIC	58		58
OBSTETRICS/GYNECOLOGY	61		61
MEDICAL/SURGICAL	121		121
PEDIATRIC CHILD MATERIAL	61		61
PSYCHIATRIC/MENTAL HEALTH	71		71
OTHER	260		260
NOT APPLICABLE	0		0

NOTE: PLACE, POSITION, AND CLINICAL AREA ARE SUMMARIZED ONLY IF EMPLOYED AS A NURSE.

CURRENTLY LICENSED NURSES - EDDY COUNTY

ANNUAL REPORT 2006

	REGISTERED NURSE	LIC. PRACTICAL NURSE	LINE TOTAL
TOTAL	407	100	507
LICENSED BY: EXAMINATION	310	77	387
ENDORSEMENT	94	23	117
FOREIGN NURSE	3	0	3
SEX: FEMALE	374	92	466
MALE	33	8	41
AGE: UNDER 30	39	12	51
30 TO 39	109	28	137
40 TO 49	112	23	135
50 TO 59	108	31	139
OVER 60	39	6	45
EDUCATION: GRADE SCHOOL	0	0	0
HIGH SCHOOL GRAD./GED	0	82	82
ASSOCIATE DEGREE	274	14	288
BACCALAUREATE OTHER	28	1	29
DIPLOMA	14	1	15
BACCALAUREATE NURSING	51	1	52
MASTERS OTHER	8	0	8
MASTERS NURSING	31	0	31
DOCTORATE OTHER	0	0	0
DOCTORATE NURSING	0	1	1
BASIC: NURSING EDUCATION		100	100
GRAD LPN SCHOOL		0	0
WAIVER/EXPERIENCE			
DIPLOMA	22		22
ASSOCIATE DEGREE	348		348
BACCALAUREATE NURSING	36		36
OTHER	0		0
EMPLOYMENT: FULL-TIME NURSING	265	67	332
PART-TIME NURSING	56	9	65
FULL-TIME NOT NURSING	2	1	3
PART-TIME NOT NURSING	1	1	2
NOT EMPLOYED	18	3	21
PLACE: HOSPITAL/INSTITUTION	119	16	135
NURSING HOME	33	26	59
PRIVATE DUTY	33	9	42
OCCUPATIONAL NURSE	4	0	4
OFFICE NURSE	15	5	20
PUBLIC HEALTH	11	0	11
SCHOOL OF NURSING	10	0	10
SCHOOL NURSE	11	0	11
CLINIC	50	6	56
SELF EMPLOYED	5	1	6
OTHER	28	13	41
POSITION: ADMINISTRATION OR ASSIST.	15		15
CONSULTANT	3		3
SUPERVISOR OR ASSIST.	32		32
INSTRUCTOR	9		9
HEAD NURSE OR ASSIST.	11		11
STAFF NURSE	174		174
NURSE PRACTITIONERS	13		13
CLINICAL SPEC./MASTERS	1		1
CASE MANAGER	1		1
OTHER	27		27
CRNA	6		6
CLINICAL: AREA			
SPECIAL CARE	66		66
COMM. PUBLIC HEALTH	27		27
GENERAL PRACTICE	0		0
GERIATRIC	56		56
OBSTETRICS/GYNECOLOGY	16		16
MEDICAL/SURGICAL	33		33
PEDIATRIC CHILD MATERIAL	15		15
PSYCHIATRIC/MENTAL HEALTH	10		10
OTHER	95		95
NOT APPLICABLE	0		0

NOTE: PLACE, POSITION, AND CLINICAL AREA ARE SUMMARIZED ONLY IF EMPLOYED AS A NURSE.

CURRENTLY LICENSED NURSES - GRANT COUNTY

ANNUAL REPORT 2006

	REGISTERED NURSE	LIC. PRACTICAL NURSE	LINE TOTAL
TOTAL	285	35	320
LICENSED BY: EXAMINATION	153	11	164
ENDORSEMENT	132	24	156
FOREIGN NURSE	0	0	0
SEX: FEMALE	252	32	284
MALE	33	3	36
AGE: UNDER 30	17	0	17
30 TO 39	59	3	62
40 TO 49	86	10	96
50 TO 59	84	16	100
OVER 60	39	6	45
EDUCATION: GRADE SCHOOL	0	0	0
HIGH SCHOOL GRAD./GED	1	25	26
ASSOCIATE DEGREE	148	3	151
BACCALAUREATE OTHER	35	3	38
DIPLOMA	19	0	19
BACCALAUREATE NURSING	50	3	53
MASTERS OTHER	13	1	14
MASTERS NURSING	18	0	18
DOCTORATE OTHER	1	0	1
DOCTORATE NURSING	0	0	0
BASIC: NURSING EDUCATION		34	34
GRAD LPN SCHOOL		1	1
WAIVER/EXPERIENCE			
DIPLOMA	35		35
ASSOCIATE DEGREE	203		203
BACCALAUREATE NURSING	47		47
OTHER	0		0
EMPLOYMENT: FULL-TIME NURSING	161	24	185
PART-TIME NURSING	61	7	68
FULL-TIME NOT NURSING	0	0	0
PART-TIME NOT NURSING	0	0	0
NOT EMPLOYED	9	1	10
PLACE: HOSPITAL/INSTITUTION	111	6	117
NURSING HOME	28	18	46
PRIVATE DUTY	21	0	21
OCCUPATIONAL NURSE	0	0	0
OFFICE NURSE	9	3	12
PUBLIC HEALTH	9	1	10
SCHOOL OF NURSING	8	0	8
SCHOOL NURSE	7	1	8
CLINIC	11	2	13
SELF EMPLOYED	5	0	5
OTHER	13	0	13
POSITION: ADMINISTRATION OR ASSIST.	8		8
CONSULTANT	2		2
SUPERVISOR OR ASSIST.	22		22
INSTRUCTOR	8		8
HEAD NURSE OR ASSIST.	14		14
STAFF NURSE	129		129
NURSE PRACTITIONERS	6		6
CLINICAL SPEC./MASTERS	1		1
CASE MANAGER	3		3
OTHER	10		10
CRNA	3		3
CLINICAL: AREA			
SPECIAL CARE	45		45
COMM. PUBLIC HEALTH	15		15
GENERAL PRACTICE	1		1
GERIATRIC	28		28
OBSTETRICS/GYNECOLOGY	6		6
MEDICAL/SURGICAL	34		34
PEDIATRIC CHILD MATERIAL	17		17
PSYCHIATRIC/MENTAL HEALTH	18		18
OTHER	58		58
NOT APPLICABLE	0		0

NOTE: PLACE, POSITION, AND CLINICAL AREA ARE SUMMARIZED ONLY IF EMPLOYED AS A NURSE.

CURRENTLY LICENSED NURSES - GUADALUPE COUNTY

ANNUAL REPORT 2006

	REGISTERED NURSE	LIC. PRACTICAL NURSE	LINE TOTAL
TOTAL	16	10	26
LICENSED BY: EXAMINATION	12	6	18
ENDORSEMENT	3	4	7
FOREIGN NURSE	1	0	1
SEX: FEMALE	15	7	22
MALE	1	3	4
AGE: UNDER 30	2	2	4
30 TO 39	3	0	3
40 TO 49	3	1	4
50 TO 59	7	6	13
OVER 60	1	1	2
EDUCATION: GRADE SCHOOL	0	0	0
HIGH SCHOOL GRAD./GED	0	9	9
ASSOCIATE DEGREE	10	1	11
BACCALAUREATE OTHER	0	0	0
DIPLOMA	2	0	2
BACCALAUREATE NURSING	2	0	2
MASTERS OTHER	1	0	1
MASTERS NURSING	1	0	1
DOCTORATE OTHER	0	0	0
DOCTORATE NURSING	0	0	0
BASIC: NURSING EDUCATION		10	10
GRAD LPN SCHOOL		0	0
WAIVER/EXPERIENCE			
DIPLOMA	1		1
ASSOCIATE DEGREE	12		12
BACCALAUREATE NURSING	3		3
OTHER	0		0
EMPLOYMENT: FULL-TIME NURSING	11	8	19
PART-TIME NURSING	2	1	3
FULL-TIME NOT NURSING	0	0	0
PART-TIME NOT NURSING	0	0	0
NOT EMPLOYED	0	0	0
PLACE: HOSPITAL/INSTITUTION	5	1	6
NURSING HOME	0	0	0
PRIVATE DUTY	0	0	0
OCCUPATIONAL NURSE	0	0	0
OFFICE NURSE	1	0	1
PUBLIC HEALTH	1	0	1
SCHOOL OF NURSING	0	0	0
SCHOOL NURSE	1	0	1
CLINIC	4	3	7
SELF EMPLOYED	0	1	1
OTHER	1	4	5
POSITION: ADMINISTRATION OR ASSIST.	0		0
CONSULTANT	0		0
SUPERVISOR OR ASSIST.	4		4
INSTRUCTOR	0		0
HEAD NURSE OR ASSIST.	0		0
STAFF NURSE	8		8
NURSE PRACTITIONERS	1		1
CLINICAL SPEC./MASTERS	0		0
CASE MANAGER	0		0
OTHER	0		0
CRNA	0		0
CLINICAL: AREA			
SPECIAL CARE	2		2
COMM. PUBLIC HEALTH	2		2
GENERAL PRACTICE	0		0
GERIATRIC	0		0
OBSTETRICS/GYNECOLOGY	0		0
MEDICAL/SURGICAL	5		5
PEDIATRIC CHILD MATERIAL	0		0
PSYCHIATRIC/MENTAL HEALTH	1		1
OTHER	3		3
NOT APPLICABLE	0		0

NOTE: PLACE, POSITION, AND CLINICAL AREA ARE SUMMARIZED ONLY IF EMPLOYED AS A NURSE.

CURRENTLY LICENSED NURSES - HARDING COUNTY

ANNUAL REPORT 2006

	REGISTERED NURSE	LIC. PRACTICAL NURSE	LINE TOTAL
TOTAL	2	2	4
LICENSED BY: EXAMINATION	1	1	2
ENDORSEMENT	1	1	2
FOREIGN NURSE	0	0	0
SEX: FEMALE	2	2	4
MALE	0	0	0
AGE: UNDER 30	0	0	0
30 TO 39	0	0	0
40 TO 49	0	0	0
50 TO 59	1	2	3
OVER 60	1	0	1
EDUCATION: GRADE SCHOOL	0	0	0
HIGH SCHOOL GRAD./GED	0	2	2
ASSOCIATE DEGREE	1	0	1
BACCALAUREATE OTHER	0	0	0
DIPLOMA	0	0	0
BACCALAUREATE NURSING	1	0	1
MASTERS OTHER	0	0	0
MASTERS NURSING	0	0	0
DOCTORATE OTHER	0	0	0
DOCTORATE NURSING	0	0	0
BASIC: NURSING EDUCATION		2	2
GRAD LPN SCHOOL		0	0
WAIVER/EXPERIENCE		0	0
DIPLOMA	0		0
ASSOCIATE DEGREE	1		1
BACCALAUREATE NURSING	1		1
OTHER	0		0
EMPLOYMENT: FULL-TIME NURSING	1	0	1
PART-TIME NURSING	1	1	2
FULL-TIME NOT NURSING	0	0	0
PART-TIME NOT NURSING	0	0	0
NOT EMPLOYED	0	0	0
PLACE: HOSPITAL/INSTITUTION	0	0	0
NURSING HOME	0	0	0
PRIVATE DUTY	0	0	0
OCCUPATIONAL NURSE	0	0	0
OFFICE NURSE	0	1	1
PUBLIC HEALTH	1	0	1
SCHOOL OF NURSING	0	0	0
SCHOOL NURSE	1	0	1
CLINIC	0	0	0
SELF EMPLOYED	0	0	0
OTHER	0	0	0
POSITION: ADMINISTRATION OR ASSIST.	0		0
CONSULTANT	0		0
SUPERVISOR OR ASSIST.	0		0
INSTRUCTOR	0		0
HEAD NURSE OR ASSIST.	0		0
STAFF NURSE	2		2
NURSE PRACTITIONERS	0		0
CLINICAL SPEC./MASTERS	0		0
CASE MANAGER	0		0
OTHER	0		0
CRNA	0		0
CLINICAL: AREA			
SPECIAL CARE	0		0
COMM. PUBLIC HEALTH	1		1
GENERAL PRACTICE	0		0
GERIATRIC	0		0
OBSTETRICS/GYNECOLOGY	0		0
MEDICAL/SURGICAL	0		0
PEDIATRIC CHILD MATERIAL	0		0
PSYCHIATRIC/MENTAL HEALTH	0		0
OTHER	1		1
NOT APPLICABLE	0		0

NOTE: PLACE, POSITION, AND CLINICAL AREA ARE SUMMARIZED ONLY IF EMPLOYED AS A NURSE.

CURRENTLY LICENSED NURSES - HIDALGO COUNTY

ANNUAL REPORT 2006

	REGISTERED NURSE	LIC. PRACTICAL NURSE	LINE TOTAL
TOTAL	16	6	22
LICENSED BY:			
EXAMINATION	7	2	9
ENDORSEMENT	9	4	13
FOREIGN NURSE	0	0	0
SEX:			
FEMALE	16	4	20
MALE	0	2	2
AGE:			
UNDER 30	0	0	0
30 TO 39	3	1	4
40 TO 49	6	1	7
50 TO 59	6	2	8
OVER 60	1	2	3
EDUCATION:			
GRADE SCHOOL	0	0	0
HIGH SCHOOL GRAD./GED	0	4	4
ASSOCIATE DEGREE	8	2	10
BACCALAUREATE OTHER	1	0	1
DIPLOMA	0	0	0
BACCALAUREATE NURSING	4	0	4
MASTERS OTHER	2	0	2
MASTERS NURSING	1	0	1
DOCTORATE OTHER	0	0	0
DOCTORATE NURSING	0	0	0
BASIC: NURSING EDUCATION			
GRAD LPN SCHOOL		6	6
WAIVER/EXPERIENCE		0	0
DIPLOMA	0		0
ASSOCIATE DEGREE	12		12
BACCALAUREATE NURSING	4		4
OTHER	0		0
EMPLOYMENT:			
FULL-TIME NURSING	10	4	14
PART-TIME NURSING	1	1	2
FULL-TIME NOT NURSING	0	0	0
PART-TIME NOT NURSING	0	0	0
NOT EMPLOYED	0	0	0
PLACE:			
HOSPITAL/INSTITUTION	1	0	1
NURSING HOME	4	4	8
PRIVATE DUTY	3	1	4
OCCUPATIONAL NURSE	0	0	0
OFFICE NURSE	0	0	0
PUBLIC HEALTH	1	0	1
SCHOOL OF NURSING	0	0	0
SCHOOL NURSE	1	0	1
CLINIC	0	0	0
SELF EMPLOYED	0	0	0
OTHER	1	0	1
POSITION:			
ADMINISTRATION OR ASSIST.	0		0
CONSULTANT	0		0
SUPERVISOR OR ASSIST.	1		1
INSTRUCTOR	0		0
HEAD NURSE OR ASSIST.	1		1
STAFF NURSE	6		6
NURSE PRACTITIONERS	1		1
CLINICAL SPEC./MASTERS	1		1
CASE MANAGER	0		0
OTHER	0		0
CRNA	0		0
CLINICAL: AREA			
SPECIAL CARE	0		0
COMM. PUBLIC HEALTH	3		3
GENERAL PRACTICE	0		0
GERIATRIC	1		1
OBSTETRICS/GYNECOLOGY	1		1
MEDICAL/SURGICAL	0		0
PEDIATRIC CHILD MATERIAL	0		0
PSYCHIATRIC/MENTAL HEALTH	2		2
OTHER	3		3
NOT APPLICABLE	0		0

NOTE: PLACE, POSITION, AND CLINICAL AREA ARE SUMMARIZED ONLY IF EMPLOYED AS A NURSE.

CURRENTLY LICENSED NURSES - LEA COUNTY

ANNUAL REPORT 2006

	REGISTERED NURSE	LIC. PRACTICAL NURSE	LINE TOTAL
TOTAL	361	158	519
LICENSED BY: EXAMINATION	291	137	428
ENDORSEMENT	67	21	88
FOREIGN NURSE	3	0	3
SEX: FEMALE	337	141	478
MALE	24	17	41
AGE: UNDER 30	49	40	89
30 TO 39	79	46	125
40 TO 49	103	37	140
50 TO 59	94	23	117
OVER 60	36	12	48
EDUCATION: GRADE SCHOOL	0	1	1
HIGH SCHOOL GRAD./GED	1	131	132
ASSOCIATE DEGREE	262	20	282
BACCALAUREATE OTHER	17	2	19
DIPLOMA	19	0	19
BACCALAUREATE NURSING	37	3	40
MASTERS OTHER	2	0	2
MASTERS NURSING	23	0	23
DOCTORATE OTHER	0	0	0
DOCTORATE NURSING	0	1	1
BASIC: NURSING EDUCATION		157	157
GRAD LPN SCHOOL		1	1
WAIVER/EXPERIENCE			
DIPLOMA	19		19
ASSOCIATE DEGREE	327		327
BACCALAUREATE NURSING	15		15
OTHER	0		0
EMPLOYMENT: FULL-TIME NURSING	239	75	314
PART-TIME NURSING	36	17	53
FULL-TIME NOT NURSING	2	0	2
PART-TIME NOT NURSING	3	2	5
NOT EMPLOYED	18	7	25
PLACE: HOSPITAL/INSTITUTION	120	26	146
NURSING HOME	22	29	51
PRIVATE DUTY	23	7	30
OCCUPATIONAL NURSE	2	1	3
OFFICE NURSE	10	11	21
PUBLIC HEALTH	17	1	18
SCHOOL OF NURSING	8	0	8
SCHOOL NURSE	16	2	18
CLINIC	27	8	35
SELF EMPLOYED	2	0	2
OTHER	27	7	34
POSITION: ADMINISTRATION OR ASSIST.	9		9
CONSULTANT	0		0
SUPERVISOR OR ASSIST.	26		26
INSTRUCTOR	7		7
HEAD NURSE OR ASSIST.	17		17
STAFF NURSE	138		138
NURSE PRACTITIONERS	14		14
CLINICAL SPEC./MASTERS	0		0
CASE MANAGER	13		13
OTHER	29		29
CRNA	2		2
CLINICAL: AREA			
SPECIAL CARE	47		47
COMM. PUBLIC HEALTH	27		27
GENERAL PRACTICE	1		1
GERIATRIC	48		48
OBSTETRICS/GYNECOLOGY	19		19
MEDICAL/SURGICAL	33		33
PEDIATRIC CHILD MATERIAL	15		15
PSYCHIATRIC/MENTAL HEALTH	8		8
OTHER	76		76
NOT APPLICABLE	0		0

NOTE: PLACE, POSITION, AND CLINICAL AREA ARE SUMMARIZED ONLY IF EMPLOYED AS A NURSE.

CURRENTLY LICENSED NURSES - LINCOLN COUNTY

ANNUAL REPORT 2006

	REGISTERED NURSE	LIC. PRACTICAL NURSE	LINE TOTAL
TOTAL	137	16	153
LICENSED BY:			
EXAMINATION	74	4	78
ENDORSEMENT	62	12	74
FOREIGN NURSE	1	0	1
SEX:			
FEMALE	129	15	144
MALE	8	1	9
AGE:			
UNDER 30	7	0	7
30 TO 39	13	6	19
40 TO 49	37	2	39
50 TO 59	63	3	66
OVER 60	17	5	22
EDUCATION:			
GRADE SCHOOL	0	0	0
HIGH SCHOOL GRAD./GED	1	14	15
ASSOCIATE DEGREE	71	1	72
BACCALAUREATE OTHER	21	0	21
DIPLOMA	10	0	10
BACCALAUREATE NURSING	25	1	26
MASTERS OTHER	3	0	3
MASTERS NURSING	6	0	6
DOCTORATE OTHER	0	0	0
DOCTORATE NURSING	0	0	0
BASIC: NURSING EDUCATION		16	16
GRAD LPN SCHOOL WAIVER/EXPERIENCE		0	0
DIPLOMA	19		19
ASSOCIATE DEGREE	99		99
BACCALAUREATE NURSING	19		19
OTHER	0		0
EMPLOYMENT:			
FULL-TIME NURSING	90	8	
PART-TIME NURSING	19	4	23
FULL-TIME NOT NURSING	2	0	2
PART-TIME NOT NURSING	1	0	1
NOT EMPLOYED	10	1	11
PLACE:			
HOSPITAL/INSTITUTION	51	2	53
NURSING HOME	5	1	6
PRIVATE DUTY	12	2	14
OCCUPATIONAL NURSE	0	1	1
OFFICE NURSE	4	4	8
PUBLIC HEALTH	4	0	4
SCHOOL OF NURSING	0	0	0
SCHOOL NURSE	7	1	8
CLINIC	5	0	5
SELF EMPLOYED	5	0	5
OTHER	16	1	17
POSITION:			
ADMINISTRATION OR ASSIST.	4		4
CONSULTANT	1		1
SUPERVISOR OR ASSIST.	9		9
INSTRUCTOR	0		0
HEAD NURSE OR ASSIST.	7		7
STAFF NURSE	62		62
NURSE PRACTITIONERS	5		5
CLINICAL SPEC./MASTERS	1		1
CASE MANAGER	4		4
OTHER	8		8
CRNA	2		2
CLINICAL: AREA			
SPECIAL CARE	31		31
COMM. PUBLIC HEALTH	14		14
GENERAL PRACTICE	0		0
GERIATRIC	7		7
OBSTETRICS/GYNECOLOGY	14		14
MEDICAL/SURGICAL	11		11
PEDIATRIC CHILD MATERIAL	3		3
PSYCHIATRIC/MENTAL HEALTH	1		1
OTHER	28		28
NOT APPLICABLE	0		0

NOTE: PLACE, POSITION, AND CLINICAL AREA ARE SUMMARIZED ONLY IF EMPLOYED AS A NURSE.

CURRENTLY LICENSED NURSES - LOS ALAMOS COUNTY

ANNUAL REPORT 2006

	REGISTERED NURSE	LIC. PRACTICAL NURSE	LINE TOTAL
TOTAL	177	35	212
LICENSED BY: EXAMINATION	73	21	94
ENDORSEMENT	103	14	117
FOREIGN NURSE	1	0	1
SEX: FEMALE	165	33	198
MALE	12	2	14
AGE: UNDER 30	8	2	10
30 TO 39	23	5	28
40 TO 49	39	9	48
50 TO 59	73	16	89
OVER 60	34	3	37
EDUCATION: GRADE SCHOOL	0	0	0
HIGH SCHOOL GRAD./GED	0	25	25
ASSOCIATE DEGREE	48	5	53
BACCALAUREATE OTHER	27	3	30
DIPLOMA	20	0	20
BACCALAUREATE NURSING	59	0	59
MASTERS OTHER	10	2	12
MASTERS NURSING	12	0	12
DOCTORATE OTHER	1	0	1
DOCTORATE NURSING	0	0	0
BASIC: NURSING EDUCATION		35	35
GRAD LPN SCHOOL		0	0
WAIVER/EXPERIENCE		0	0
DIPLOMA	31		31
ASSOCIATE DEGREE	82		82
BACCALAUREATE NURSING	64		64
OTHER	0		0
EMPLOYMENT: FULL-TIME NURSING	84	19	103
PART-TIME NURSING	58	6	64
FULL-TIME NOT NURSING	0	0	0
PART-TIME NOT NURSING	4	0	4
NOT EMPLOYED	15	2	17
PLACE: HOSPITAL/INSTITUTION	62	0	62
NURSING HOME	6	9	15
PRIVATE DUTY	6	0	6
OCCUPATIONAL NURSE	6	0	6
OFFICE NURSE	26	11	37
PUBLIC HEALTH	3	0	3
SCHOOL OF NURSING	2	0	2
SCHOOL NURSE	10	0	10
CLINIC	10	3	13
SELF EMPLOYED	3	1	4
OTHER	8	1	9
POSITION: ADMINISTRATION OR ASSIST.	3		3
CONSULTANT	0		0
SUPERVISOR OR ASSIST.	11		11
INSTRUCTOR	0		0
HEAD NURSE OR ASSIST.	6		6
STAFF NURSE	100		100
NURSE PRACTITIONERS	5		5
CLINICAL SPEC./MASTERS	0		0
CASE MANAGER	1		1
OTHER	5		5
CRNA	1		1
CLINICAL: AREA			
SPECIAL CARE	34		34
COMM. PUBLIC HEALTH	9		9
GENERAL PRACTICE	0		0
GERIATRIC	10		10
OBSTETRICS/GYNECOLOGY	12		12
MEDICAL/SURGICAL	17		17
PEDIATRIC CHILD MATERIAL	13		13
PSYCHIATRIC/MENTAL HEALTH	0		0
OTHER	47		47
NOT APPLICABLE	0		0

NOTE: PLACE, POSITION, AND CLINICAL AREA ARE SUMMARIZED ONLY IF EMPLOYED AS A NURSE.

CURRENTLY LICENSED NURSES - LUNA COUNTY

ANNUAL REPORT 2006

	REGISTERED NURSE	LIC. PRACTICAL NURSE	LINE TOTAL
TOTAL	99	31	130
LICENSED BY: EXAMINATION	39	7	46
ENDORSEMENT	58	24	82
FOREIGN NURSE	2	0	2
SEX: FEMALE	91	27	118
MALE	8	4	12
AGE: UNDER 30	5	0	5
30 TO 39	13	6	19
40 TO 49	28	6	34
50 TO 59	39	13	52
OVER 60	14	6	20
EDUCATION: GRADE SCHOOL	0	0	0
HIGH SCHOOL GRAD./GED	1	25	26
ASSOCIATE DEGREE	39	3	42
BACCALAUREATE OTHER	13	3	16
DIPLOMA	13	0	13
BACCALAUREATE NURSING	22	0	22
MASTERS OTHER	4	0	4
MASTERS NURSING	6	0	6
DOCTORATE OTHER	1	0	1
DOCTORATE NURSING	0	0	0
BASIC: NURSING EDUCATION		31	31
GRAD LPN SCHOOL		0	0
WAIVER/EXPERIENCE			
DIPLOMA	21		21
ASSOCIATE DEGREE	63		63
BACCALAUREATE NURSING	15		15
OTHER	0		0
EMPLOYMENT: FULL-TIME NURSING	65	13	78
PART-TIME NURSING	9	3	12
FULL-TIME NOT NURSING	1	0	1
PART-TIME NOT NURSING	0	0	0
NOT EMPLOYED	5	5	10
PLACE: HOSPITAL/INSTITUTION	40	7	47
NURSING HOME	5	6	11
PRIVATE DUTY	7	2	9
OCCUPATIONAL NURSE	0	0	0
OFFICE NURSE	0	0	0
PUBLIC HEALTH	2	0	2
SCHOOL OF NURSING	1	0	1
SCHOOL NURSE	8	0	8
CLINIC	3	0	3
SELF EMPLOYED	1	0	1
OTHER	7	1	8
POSITION: ADMINISTRATION OR ASSIST.	0		0
CONSULTANT	0		0
SUPERVISOR OR ASSIST.	9		9
INSTRUCTOR	1		1
HEAD NURSE OR ASSIST.	8		8
STAFF NURSE	34		34
NURSE PRACTITIONERS	6		6
CLINICAL SPEC./MASTERS	2		2
CASE MANAGER	0		0
OTHER	5		5
CRNA	2		2
CLINICAL: AREA			
SPECIAL CARE	21		21
COMM. PUBLIC HEALTH	10		10
GENERAL PRACTICE	0		0
GERIATRIC	5		5
OBSTETRICS/GYNECOLOGY	6		6
MEDICAL/SURGICAL	13		13
PEDIATRIC CHILD MATERIAL	2		2
PSYCHIATRIC/MENTAL HEALTH	0		0
OTHER	16		16
NOT APPLICABLE	0		0

NOTE: PLACE, POSITION, AND CLINICAL AREA ARE SUMMARIZED ONLY IF EMPLOYED AS A NURSE.

CURRENTLY LICENSED NURSES - MCKINLEY COUNTY

	REGISTERED NURSE	ANNUAL REPORT LIC. PRACTICAL NURSE	2006 LINE TOTAL
TOTAL	461	43	504
LICENSED BY:			
EXAMINATION	279	22	301
ENDORSEMENT	164	21	185
FOREIGN NURSE	18	0	18
SEX:			
FEMALE	407	41	448
MALE	54	2	56
AGE:			
UNDER 30	43	2	45
30 TO 39	99	1	100
40 TO 49	119	9	128
50 TO 59	132	16	148
OVER 60	68	15	83
EDUCATION:			
GRADE SCHOOL	0	0	0
HIGH SCHOOL GRAD./GED	1	36	37
ASSOCIATE DEGREE	203	3	206
BACCALAUREATE OTHER	36	3	39
DIPLOMA	23	0	23
BACCALAUREATE NURSING	142	1	143
MASTERS OTHER	18	0	18
MASTERS NURSING	36	0	36
DOCTORATE OTHER	1	0	1
DOCTORATE NURSING	0	0	0
BASIC:			
NURSING		42	42
EDUCATION		1	1
DIPLOMA	50		50
ASSOCIATE DEGREE	308		308
BACCALAUREATE NURSING	101		101
OTHER	1		1
EMPLOYMENT:			
FULL-TIME NURSING	312	34	346
PART-TIME NURSING	46	5	51
FULL-TIME NOT NURSING	2	0	2
PART-TIME NOT NURSING	4	0	4
NOT EMPLOYED	19	2	21
PLACE:			
HOSPITAL/INSTITUTION	221	17	238
NURSING HOME	9	12	21
PRIVATE DUTY	13	0	13
OCCUPATIONAL NURSE	0	0	0
OFFICE NURSE	9	3	12
PUBLIC HEALTH	18	0	18
SCHOOL OF NURSING	5	1	6
SCHOOL NURSE	11	0	11
CLINIC	32	1	33
SELF EMPLOYED	4	0	4
OTHER	35	5	40
POSITION:			
ADMINISTRATION OR ASSIST.	19		19
CONSULTANT	3		3
SUPERVISOR OR ASSIST.	29		29
INSTRUCTOR	6		6
HEAD NURSE OR ASSIST.	6		6
STAFF NURSE	223		223
NURSE PRACTITIONERS	12		12
CLINICAL SPEC./MASTERS	5		5
CASE MANAGER	2		2
OTHER	13		13
CRNA	1		1
CLINICAL:			
AREA			
SPECIAL CARE	86		86
COMM. PUBLIC HEALTH	33		33
GENERAL PRACTICE	0		0
GERIATRIC	8		8
OBSTETRICS/GYNECOLOGY	42		42
MEDICAL/SURGICAL	51		51
PEDIATRIC CHILD MATERIAL	28		28
PSYCHIATRIC/MENTAL HEALTH	9		9
OTHER	98		98
NOT APPLICABLE	0		0

NOTE: PLACE, POSITION, AND CLINICAL AREA ARE SUMMARIZED ONLY IF EMPLOYED AS A NURSE.

CURRENTLY LICENSED NURSES - MORA COUNTY

ANNUAL REPORT 2006

	REGISTERED NURSE	LIC. PRACTICAL NURSE	LINE TOTAL
TOTAL	21	7	28
LICENSED BY: EXAMINATION	12	4	16
ENDORSEMENT	9	3	12
FOREIGN NURSE	0	0	0
SEX: FEMALE	20	7	27
MALE	1	0	1
AGE: UNDER 30	2	1	3
30 TO 39	3	2	5
40 TO 49	8	4	12
50 TO 59	6	0	6
OVER 60	2	0	2
EDUCATION: GRADE SCHOOL	0	0	0
HIGH SCHOOL GRAD/GED	0	6	6
ASSOCIATE DEGREE	12	1	13
BACCALAUREATE OTHER	1	0	1
DIPLOMA	0	0	0
BACCALAUREATE NURSING	1	0	1
MASTERS OTHER	3	0	3
MASTERS NURSING	4	0	4
DOCTORATE OTHER	0	0	0
DOCTORATE NURSING	0	0	0
BASIC: NURSING EDUCATION		7	7
GRAD LPN SCHOOL		0	0
WAIVER/EXPERIENCE		0	0
DIPLOMA	0		0
ASSOCIATE DEGREE	15		15
BACCALAUREATE NURSING	6		6
OTHER	0		0
EMPLOYMENT: FULL-TIME NURSING	11	3	14
PART-TIME NURSING	2	0	2
FULL-TIME NOT NURSING	0	0	0
PART-TIME NOT NURSING	1	0	1
NOT EMPLOYED	1	0	1
PLACE: HOSPITAL/INSTITUTION	1	0	1
NURSING HOME	0	0	0
PRIVATE DUTY	5	1	6
OCCUPATIONAL NURSE	0	0	0
OFFICE NURSE	0	0	0
PUBLIC HEALTH	1	0	1
SCHOOL OF NURSING	0	0	0
SCHOOL NURSE	2	1	3
CLINIC	0	0	0
SELF EMPLOYED	1	0	1
OTHER	3	1	4
POSITION: ADMINISTRATION OR ASSIST.	1		1
CONSULTANT	0		0
SUPERVISOR OR ASSIST.	0		0
INSTRUCTOR	0		0
HEAD NURSE OR ASSIST.	3		3
STAFF NURSE	5		5
NURSE PRACTITIONERS	3		3
CLINICAL SPEC./MASTERS	0		0
CASE MANAGER	0		0
OTHER	0		0
CRNA	0		0
CLINICAL: AREA			
SPECIAL CARE	1		1
COMM. PUBLIC HEALTH	5		5
GENERAL PRACTICE	0		0
GERIATRIC	1		1
OBSTETRICS/GYNECOLOGY	0		0
MEDICAL/SURGICAL	1		1
PEDIATRIC CHILD MATERIAL	1		1
PSYCHIATRIC/MENTAL HEALTH	0		0
OTHER	4		4
NOT APPLICABLE	0		0

NOTE: PLACE, POSITION, AND CLINICAL AREA ARE SUMMARIZED ONLY IF EMPLOYED AS A NURSE.

CURRENTLY LICENSED NURSES - OTERO COUNTY

ANNUAL REPORT 2006

	REGISTERED NURSE	LIC. PRACTICAL NURSE	LINE TOTAL
TOTAL	373	63	436
LICENSED BY: EXAMINATION	233	11	244
ENDORSEMENT	138	52	190
FOREIGN NURSE	2	0	2
SEX: FEMALE	332	58	390
MALE	41	5	46
AGE: UNDER 30	38	4	42
30 TO 39	90	10	100
40 TO 49	103	15	118
50 TO 59	103	24	127
OVER 60	39	10	49
EDUCATION: GRADE SCHOOL	0	0	0
HIGH SCHOOL GRAD./GED	1	55	56
ASSOCIATE DEGREE	209	7	216
BACCALAUREATE OTHER	29	1	30
DIPLOMA	28	0	28
BACCALAUREATE NURSING	70	0	70
MASTERS OTHER	13	0	13
MASTERS NURSING	21	0	21
DOCTORATE OTHER	1	0	1
DOCTORATE NURSING	0	0	0
BASIC: NURSING EDUCATION		61	61
GRAD LPN SCHOOL		2	2
WAIVER/EXPERIENCE			
DIPLOMA	38		38
ASSOCIATE DEGREE	269		269
BACCALAUREATE NURSING	65		65
OTHER	0		0
EMPLOYMENT: FULL-TIME NURSING	207	37	244
PART-TIME NURSING	75	10	85
FULL-TIME NOT NURSING	1	1	2
PART-TIME NOT NURSING	3	1	4
NOT EMPLOYED	9	2	11
PLACE: HOSPITAL/INSTITUTION	152	8	160
NURSING HOME	24	18	42
PRIVATE DUTY	15	2	17
OCCUPATIONAL NURSE	1	0	1
OFFICE NURSE	13	5	18
PUBLIC HEALTH	3	1	4
SCHOOL OF NURSING	9	0	9
SCHOOL NURSE	18	0	18
CLINIC	22	2	24
SELF EMPLOYED	5	3	8
OTHER	20	8	28
POSITION: ADMINISTRATION OR ASSIST.	14		14
CONSULTANT	2		2
SUPERVISOR OR ASSIST.	22		22
INSTRUCTOR	7		7
HEAD NURSE OR ASSIST.	10		10
STAFF NURSE	182		182
NURSE PRACTITIONERS	6		6
CLINICAL SPEC./MASTERS	1		1
CASE MANAGER	3		3
OTHER	14		14
CRNA	3		3
CLINICAL: AREA			
SPECIAL CARE	67		67
COMM. PUBLIC HEALTH	19		19
GENERAL PRACTICE	0		0
GERIATRIC	30		30
OBSTETRICS/GYNECOLOGY	22		22
MEDICAL/SURGICAL	45		45
PEDIATRIC CHILD MATERIAL	24		24
PSYCHIATRIC/MENTAL HEALTH	4		4
OTHER	70		70
NOT APPLICABLE	0		0

NOTE: PLACE, POSITION, AND CLINICAL AREA ARE SUMMARIZED ONLY IF EMPLOYED AS A NURSE.

CURRENTLY LICENSED NURSES - QUAY COUNTY

ANNUAL REPORT 2006

	REGISTERED NURSE	LIC. PRACTICAL NURSE	LINE TOTAL
TOTAL	46	18	64
LICENSED BY: EXAMINATION	20	9	29
ENDORSEMENT	26	9	35
FOREIGN NURSE	0	0	0
SEX: FEMALE	43	17	60
MALE	3	1	4
AGE: UNDER 30	2	4	6
30 TO 39	9	3	12
40 TO 49	6	4	10
50 TO 59	19	6	25
OVER 60	10	1	11
EDUCATION: GRADE SCHOOL	0	0	0
HIGH SCHOOL GRAD./GED	0	15	15
ASSOCIATE DEGREE	20	2	22
BACCALAUREATE OTHER	4	0	4
DIPLOMA	5	0	5
BACCALAUREATE NURSING	10	1	11
MASTERS OTHER	1	0	1
MASTERS NURSING	5	0	5
DOCTORATE OTHER	1	0	1
DOCTORATE NURSING	0	0	0
BASIC: NURSING EDUCATION		17	17
GRAD LPN SCHOOL		1	1
WAIVER/EXPERIENCE			
DIPLOMA	7		7
ASSOCIATE DEGREE	32		32
BACCALAUREATE NURSING	7		7
OTHER	0		0
EMPLOYMENT: FULL-TIME NURSING	30	7	37
PART-TIME NURSING	6	2	8
FULL-TIME NOT NURSING	1	0	1
PART-TIME NOT NURSING	0	0	0
NOT EMPLOYED	0	1	1
PLACE: HOSPITAL/INSTITUTION	16	4	20
NURSING HOME	3	2	5
PRIVATE DUTY	3	2	5
OCCUPATIONAL NURSE	0	0	0
OFFICE NURSE	1	0	1
PUBLIC HEALTH	2	0	2
SCHOOL OF NURSING	0	0	0
SCHOOL NURSE	3	0	3
CLINIC	2	1	3
SELF EMPLOYED	2	0	2
OTHER	4	0	4
POSITION: ADMINISTRATION OR ASSIST.	2		2
CONSULTANT	0		0
SUPERVISOR OR ASSIST.	7		7
INSTRUCTOR	0		0
HEAD NURSE OR ASSIST.	4		4
STAFF NURSE	15		15
NURSE PRACTITIONERS	3		3
CLINICAL SPEC./MASTERS	0		0
CASE MANAGER	1		1
OTHER	1		1
CRNA	0		0
CLINICAL: AREA			
SPECIAL CARE	2		2
COMM. PUBLIC HEALTH	4		4
GENERAL PRACTICE	0		0
GERIATRIC	5		5
OBSTETRICS/GYNECOLOGY	0		0
MEDICAL/SURGICAL	10		10
PEDIATRIC CHILD MATERIAL	3		3
PSYCHIATRIC/MENTAL HEALTH	1		1
OTHER	11		11
NOT APPLICABLE	0		0

NOTE: PLACE, POSITION, AND CLINICAL AREA ARE SUMMARIZED ONLY IF EMPLOYED AS A NURSE.

CURRENTLY LICENSED NURSES - RIO ARRIBA COUNTY

ANNUAL REPORT 2006

	REGISTERED NURSE	LIC. PRACTICAL NURSE	LINE TOTAL
TOTAL	211	68	279
LICENSED BY: EXAMINATION	129	57	186
ENDORSEMENT	82	11	93
FOREIGN NURSE	0	0	0
SEX: FEMALE	189	59	248
MALE	22	9	31
AGE: UNDER 30	17	14	31
30 TO 39	34	5	39
40 TO 49	53	22	75
50 TO 59	79	19	98
OVER 60	28	8	36
EDUCATION: GRADE SCHOOL	0	0	0
HIGH SCHOOL GRAD./GED	0	58	58
ASSOCIATE DEGREE	97	5	102
BACCALAUREATE OTHER	27	1	28
DIPLOMA	10	0	10
BACCALAUREATE NURSING	49	1	50
MASTERS OTHER	10	3	13
MASTERS NURSING	17	0	17
DOCTORATE OTHER	1	0	1
DOCTORATE NURSING	0	0	0
BASIC: NURSING EDUCATION		67	67
GRAD LPN SCHOOL		1	1
WAIVER/EXPERIENCE			
DIPLOMA	24		24
ASSOCIATE DEGREE	147		147
BACCALAUREATE NURSING	40		40
OTHER	0		0
EMPLOYMENT: FULL-TIME NURSING	128	33	161
PART-TIME NURSING	42	9	51
FULL-TIME NOT NURSING	1	3	4
PART-TIME NOT NURSING	2	0	2
NOT EMPLOYED	9	0	9
PLACE: HOSPITAL/INSTITUTION	77	9	86
NURSING HOME	8	5	13
PRIVATE DUTY	19	7	26
OCCUPATIONAL NURSE	0	0	0
OFFICE NURSE	3	6	9
PUBLIC HEALTH	10	0	10
SCHOOL OF NURSING	4	0	4
SCHOOL NURSE	11	2	13
CLINIC	13	7	20
SELF EMPLOYED	2	0	2
OTHER	23	6	29
POSITION: ADMINISTRATION OR ASSIST.	9		9
CONSULTANT	0		0
SUPERVISOR OR ASSIST.	6		6
INSTRUCTOR	2		2
HEAD NURSE OR ASSIST.	4		4
STAFF NURSE	104		104
NURSE PRACTITIONERS	13		13
CLINICAL SPEC./MASTERS	2		2
CASE MANAGER	3		3
OTHER	10		10
CRNA	3		3
CLINICAL: AREA			
SPECIAL CARE	37		37
COMM. PUBLIC HEALTH	28		28
GENERAL PRACTICE	0		0
GERIATRIC	11		11
OBSTETRICS/GYNECOLOGY	13		13
MEDICAL/SURGICAL	28		28
PEDIATRIC CHILD MATERIAL	9		9
PSYCHIATRIC/MENTAL HEALTH	2		2
OTHER	42		42
NOT APPLICABLE	0		0

NOTE: PLACE, POSITION, AND CLINICAL AREA ARE SUMMARIZED ONLY IF EMPLOYED AS A NURSE.

	REGISTERED NURSE	LIC. PRACTICAL NURSE	LINE TOTAL
TOTAL	71	43	114
LICENSED BY: EXAMINATION	52	34	86
ENDORSEMENT	18	9	27
FOREIGN NURSE	1	0	1
SEX: FEMALE	63	36	99
MALE	8	7	15
AGE: UNDER 30	6	13	19
30 TO 39	14	9	23
40 TO 49	21	11	32
50 TO 59	24	7	31
OVER 60	6	3	9
EDUCATION: GRADE SCHOOL	0	0	0
HIGH SCHOOL GRAD./GED	0	32	32
ASSOCIATE DEGREE	40	6	46
BACCALAUREATE OTHER	6	3	9
DIPLOMA	4	0	4
BACCALAUREATE NURSING	13	1	14
MASTERS OTHER	0	0	0
MASTERS NURSING	8	0	8
DOCTORATE OTHER	0	0	0
DOCTORATE NURSING	0	0	0
BASIC: NURSING EDUCATION		41	41
GRAD LPN SCHOOL		1	1
WAIVER/EXPERIENCE		6	6
DIPLOMA	6		6
ASSOCIATE DEGREE	59		59
BACCALAUREATE NURSING	6		6
OTHER	0		0
EMPLOYMENT: FULL-TIME NURSING	50	12	62
PART-TIME NURSING	5	3	8
FULL-TIME NOT NURSING	1	1	2
PART-TIME NOT NURSING	0	0	0
NOT EMPLOYED	2	4	6
PLACE: HOSPITAL/INSTITUTION	24	5	29
NURSING HOME	3	4	7
PRIVATE DUTY	9	2	11
OCCUPATIONAL NURSE	0	0	0
OFFICE NURSE	1	0	1
PUBLIC HEALTH	3	0	3
SCHOOL OF NURSING	2	0	2
SCHOOL NURSE	4	1	5
CLINIC	6	1	7
SELF EMPLOYED	1	0	1
OTHER	2	2	4
POSITION: ADMINISTRATION OR ASSIST.	1		1
CONSULTANT	0		0
SUPERVISOR OR ASSIST.	4		4
INSTRUCTOR	2		2
HEAD NURSE OR ASSIST.	3		3
STAFF NURSE	29		29
NURSE PRACTITIONERS	5		5
CLINICAL SPEC./MASTERS	0		0
CASE MANAGER	0		0
OTHER	6		6
CRNA	0		0
CLINICAL: AREA			
SPECIAL CARE	14		14
COMM. PUBLIC HEALTH	12		12
GENERAL PRACTICE	0		0
GERIATRIC	6		6
OBSTETRICS/GYNECOLOGY	0		0
MEDICAL/SURGICAL	6		6
PEDIATRIC CHILD MATERIAL	5		5
PSYCHIATRIC/MENTAL HEALTH	0		0
OTHER	12		12
NOT APPLICABLE	0		0

NOTE: PLACE, POSITION, AND CLINICAL AREA ARE SUMMARIZED ONLY IF EMPLOYED AS A NURSE.

CURRENTLY LICENSED NURSES - SANDOVAL COUNTY

ANNUAL REPORT 2006

	REGISTERED NURSE	LIC. PRACTICAL NURSE	LINE TOTAL
TOTAL	338	75	413
LICENSED BY: EXAMINATION	155	40	195
ENDORSEMENT	183	35	218
FOREIGN NURSE	0	0	0
SEX: FEMALE	313	69	382
MALE	25	6	31
AGE: UNDER 30	30	7	37
30 TO 39	78	7	85
40 TO 49	91	21	112
50 TO 59	88	31	119
OVER 60	51	9	60
EDUCATION: GRADE SCHOOL	0	0	0
HIGH SCHOOL GRAD./GED	1	59	60
ASSOCIATE DEGREE	105	8	113
BACCALAUREATE OTHER	55	8	63
DIPLOMA	27	0	27
BACCALAUREATE NURSING	97	0	97
MASTERS OTHER	16	0	16
MASTERS NURSING	28	0	28
DOCTORATE OTHER	5	0	5
DOCTORATE NURSING	3	0	3
BASIC: NURSING EDUCATION		73	73
GRAD LPN SCHOOL		2	2
WAIVER/EXPERIENCE			
DIPLOMA	51		51
ASSOCIATE DEGREE	181		181
BACCALAUREATE NURSING	102		102
OTHER	1		1
EMPLOYMENT: FULL-TIME NURSING	127	41	168
PART-TIME NURSING	50	6	56
FULL-TIME NOT NURSING	1	0	1
PART-TIME NOT NURSING	2	0	2
NOT EMPLOYED	27	8	35
PLACE: HOSPITAL/INSTITUTION	25	1	26
NURSING HOME	9	13	22
PRIVATE DUTY	16	0	16
OCCUPATIONAL NURSE	9	0	9
OFFICE NURSE	12	8	20
PUBLIC HEALTH	13	1	14
SCHOOL OF NURSING	0	0	0
SCHOOL NURSE	20	4	24
CLINIC	31	10	41
SELF EMPLOYED	6	0	6
OTHER	34	10	44
POSITION: ADMINISTRATION OR ASSIST.	8		8
CONSULTANT	4		4
SUPERVISOR OR ASSIST.	17		17
INSTRUCTOR	0		0
HEAD NURSE OR ASSIST.	8		8
STAFF NURSE	77		77
NURSE PRACTITIONERS	14		14
CLINICAL SPEC./MASTERS	2		2
CASE MANAGER	2		2
OTHER	23		23
CRNA	0		0
CLINICAL: AREA			
SPECIAL CARE	22		22
COMM. PUBLIC HEALTH	29		29
GENERAL PRACTICE	0		0
GERIATRIC	20		20
OBSTETRICS/GYNECOLOGY	3		3
MEDICAL/SURGICAL	15		15
PEDIATRIC CHILD MATERIAL	20		20
PSYCHIATRIC/MENTAL HEALTH	4		4
OTHER	61		61
NOT APPLICABLE	0		0

NOTE: PLACE, POSITION, AND CLINICAL AREA ARE SUMMARIZED ONLY IF EMPLOYED AS A NURSE.

CURRENTLY LICENSED NURSES - SAN JUAN COUNTY

ANNUAL REPORT 2006

	REGISTERED NURSE	LIC. PRACTICAL NURSE	LINE TOTAL
TOTAL	846	111	957
LICENSED BY:			
EXAMINATION	554	49	603
ENDORSEMENT	291	61	352
FOREIGN NURSE	1	1	2
SEX:			
FEMALE	768	106	874
MALE	78	5	83
AGE:			
UNDER 30	83	7	90
30 TO 39	180	22	202
40 TO 49	254	30	284
50 TO 59	259	37	296
OVER 60	70	15	85
EDUCATION:			
GRADE SCHOOL	0	2	2
HIGH SCHOOL GRAD./GED	6	88	94
ASSOCIATE DEGREE	480	14	494
BACCALAUREATE OTHER	86	5	91
DIPLOMA	40	0	40
BACCALAUREATE NURSING	167	1	168
MASTERS OTHER	23	1	24
MASTERS NURSING	42	0	42
DOCTORATE OTHER	1	0	1
DOCTORATE NURSING	0	0	0
BASIC:			
NURSING		109	109
EDUCATION		2	2
DIPLOMA	60		60
ASSOCIATE DEGREE	649		649
BACCALAUREATE NURSING	135		135
OTHER	0		0
EMPLOYMENT:			
FULL-TIME NURSING	539	79	618
PART-TIME NURSING	156	10	166
FULL-TIME NOT NURSING	3	0	3
PART-TIME NOT NURSING	4	0	4
NOT EMPLOYED	21	3	24
PLACE:			
HOSPITAL/INSTITUTION	435	12	447
NURSING HOME	40	38	78
PRIVATE DUTY	28	15	43
OCCUPATIONAL NURSE	3	1	4
OFFICE NURSE	21	11	32
PUBLIC HEALTH	22	1	23
SCHOOL OF NURSING	10	0	10
SCHOOL NURSE	26	3	29
CLINIC	66	3	69
SELF EMPLOYED	3	0	3
OTHER	41	5	46
POSITION:			
ADMINISTRATION OR ASSIST.	25		25
CONSULTANT	3		3
SUPERVISOR OR ASSIST.	39		39
INSTRUCTOR	11		11
HEAD NURSE OR ASSIST.	27		27
STAFF NURSE	454		454
NURSE PRACTITIONERS	17		17
CLINICAL SPEC./MASTERS	1		1
CASE MANAGER	5		5
OTHER	44		44
CRNA	12		12
CLINICAL:			
AREA			
SPECIAL CARE	172		172
COMM. PUBLIC HEALTH	50		50
GENERAL PRACTICE	0		0
GERIATRIC	51		51
OBSTETRICS/GYNECOLOGY	48		48
MEDICAL/SURGICAL	98		98
PEDIATRIC CHILD MATERIAL	47		47
PSYCHIATRIC/MENTAL HEALTH	16		16
OTHER	213		213
NOT APPLICABLE	0		0

NOTE: PLACE, POSITION, AND CLINICAL AREA ARE SUMMARIZED ONLY IF EMPLOYED AS A NURSE.

CURRENTLY LICENSED NURSES - SAN MIGUEL COUNTY

		REGISTERED NURSE	ANNUAL REPORT LIC. PRACTICAL NURSE	2006 LINE TOTAL	
TOTAL		274	138	412	
LICENSED BY:	EXAMINATION	213	133	346	
	ENDORSEMENT	60	5	65	
	FOREIGN NURSE	1	0	1	
SEX:	FEMALE	236	119	355	
	MALE	38	19	57	
AGE:	UNDER 30	29	35	64	
	30 TO 39	56	21	77	
	40 TO 49	75	25	100	
	50 TO 59	85	35	120	
	OVER 60	29	22	51	
EDUCATION:	GRADE SCHOOL	0	0	0	
	HIGH SCHOOL GRAD./GED	1	120	121	
	ASSOCIATE DEGREE	156	11	167	
	BACCALAUREATE OTHER	41	4	45	
	DIPLOMA	11	1	12	
	BACCALAUREATE NURSING	39	1	40	
	MASTERS OTHER	9	1	10	
	MASTERS NURSING	15	0	15	
	DOCTORATE OTHER	1	0	1	
	DOCTORATE NURSING	0	0	0	
BASIC:	GRAD LPN SCHOOL		133	133	
NURSING	WAIVER/EXPERIENCE		5	5	
EDUCATION	DIPLOMA	21		21	
	ASSOCIATE DEGREE	227		227	
	BACCALAUREATE NURSING	25		25	
	OTHER	0		0	
EMPLOYMENT:	FULL-TIME NURSING	176	52	228	
	PART-TIME NURSING	38	27	65	
	FULL-TIME NOT NURSING	4	1	5	
	PART-TIME NOT NURSING	0	2	2	
	NOT EMPLOYED	11	8	19	
PLACE:	HOSPITAL/INSTITUTION	108	20	128	
	NURSING HOME	34	24	58	
	PRIVATE DUTY	13	13	26	
	OCCUPATIONAL NURSE	0	0	0	
	OFFICE NURSE	7	10	17	
	PUBLIC HEALTH	8	0	8	
	SCHOOL OF NURSING	7	0	7	
	SCHOOL NURSE	4	1	5	
	CLINIC	16	5	21	
	SELF EMPLOYED	2	0	2	
	OTHER	15	6	21	
POSITION:	ADMINISTRATION OR ASSIST.	18		18	
	CONSULTANT	3		3	
	SUPERVISOR OR ASSIST.	21		21	
	INSTRUCTOR	7		7	
	HEAD NURSE OR ASSIST.	20		20	
	STAFF NURSE	110		110	
	NURSE PRACTITIONERS	5		5	
	CLINICAL SPEC./MASTERS	3		3	
	CASE MANAGER	2		2	
	OTHER	11		11	
	CRNA	1		1	
CLINICAL:	SPECIAL CARE	39		39	
AREA	COMM. PUBLIC HEALTH	12		12	
	GENERAL PRACTICE	0		0	
	GERIATRIC	31		31	
	OBSTETRICS/GYNECOLOGY	12		12	
	MEDICAL/SURGICAL	25		25	
	PEDIATRIC CHILD MATERIAL	8		8	
PSYCHIATRIC/MENTAL HEALTH		53		53	OTHER
32	32				
	NOT APPLICABLE	0		0	

NOTE: PLACE, POSITION, AND CLINICAL AREA ARE SUMMARIZED ONLY IF EMPLOYED AS A NURSE.

CURRENTLY LICENSED NURSES - SANTA FE COUNTY

ANNUAL REPORT 2006

	REGISTERED NURSE	LIC. PRACTICAL NURSE	LINE TOTAL
TOTAL	1,068	182	1,250
LICENSED BY: EXAMINATION	492	129	621
ENDORSEMENT	570	51	621
FOREIGN NURSE	6	2	8
SEX: FEMALE	959	165	1,124
MALE	109	17	126
AGE: UNDER 30	38	10	48
30 TO 39	141	19	160
40 TO 49	274	46	320
50 TO 59	413	69	482
OVER 60	202	38	240
EDUCATION: GRADE SCHOOL	0	0	0
HIGH SCHOOL GRAD./GED	2	134	136
ASSOCIATE DEGREE	366	25	391
BACCALAUREATE OTHER	169	16	185
DIPLOMA	73	0	73
BACCALAUREATE NURSING	256	3	259
MASTERS OTHER	91	3	94
MASTERS NURSING	92	0	92
DOCTORATE OTHER	14	1	15
DOCTORATE NURSING	4	0	4
BASIC: NURSING EDUCATION		179	179
GRAD LPN SCHOOL		3	3
WAIVER/EXPERIENCE			
DIPLOMA	172		172
ASSOCIATE DEGREE	624		624
BACCALAUREATE NURSING	270		270
OTHER	1		1
EMPLOYMENT: FULL-TIME NURSING	537	106	643
PART-TIME NURSING	300	36	336
FULL-TIME NOT NURSING	18	1	19
PART-TIME NOT NURSING	14	6	20
NOT EMPLOYED	50	8	58
PLACE: HOSPITAL/INSTITUTION	469	15	484
NURSING HOME	24	38	62
PRIVATE DUTY	40	14	54
OCCUPATIONAL NURSE	1	0	1
OFFICE NURSE	35	27	62
PUBLIC HEALTH	50	2	52
SCHOOL OF NURSING	10	0	10
SCHOOL NURSE	27	4	31
CLINIC	86	26	112
SELF EMPLOYED	27	0	27
OTHER	68	16	84
POSITION: ADMINISTRATION OR ASSIST.	28		28
CONSULTANT	20		20
SUPERVISOR OR ASSIST.	27		27
INSTRUCTOR	9		9
HEAD NURSE OR ASSIST.	22		22
STAFF NURSE	534		534
NURSE PRACTITIONERS	45		45
CLINICAL SPEC./MASTERS	15		15
CASE MANAGER	10		10
OTHER	52		52
CRNA	7		7
CLINICAL: AREA			
SPECIAL CARE	209		209
COMM. PUBLIC HEALTH	69		69
GENERAL PRACTICE	0		0
GERIATRIC	31		31
OBSTETRICS/GYNECOLOGY	72		72
MEDICAL/SURGICAL	126		126
PEDIATRIC CHILD MATERIAL	70		70
PSYCHIATRIC/MENTAL HEALTH	38		38
OTHER	218		218
NOT APPLICABLE	0		0

NOTE: PLACE, POSITION, AND CLINICAL AREA ARE SUMMARIZED ONLY IF EMPLOYED AS A NURSE.

CURRENTLY LICENSED NURSES - SIERRA COUNTY

ANNUAL REPORT 2006

	REGISTERED NURSE	LIC. PRACTICAL NURSE	LINE TOTAL
TOTAL	61	49	110
LICENSED BY:			
EXAMINATION	31	30	61
ENDORSEMENT	29	19	48
FOREIGN NURSE	1	0	1
SEX:			
FEMALE	55	45	100
MALE	6	4	10
AGE:			
UNDER 30	1	2	3
30 TO 39	5	12	17
40 TO 49	12	13	25
50 TO 59	32	15	47
OVER 60	11	7	18
EDUCATION:			
GRADE SCHOOL	0	0	0
HIGH SCHOOL GRAD./GED	0	47	47
ASSOCIATE DEGREE	30	0	30
BACCALAUREATE OTHER	10	1	11
DIPLOMA	9	0	9
BACCALAUREATE NURSING	7	1	8
MASTERS OTHER	3	0	3
MASTERS NURSING	2	0	2
DOCTORATE OTHER	0	0	0
DOCTORATE NURSING	0	0	0
BASIC: NURSING EDUCATION			
GRAD LPN SCHOOL		47	47
WAIVER/EXPERIENCE		2	2
DIPLOMA	12		12
ASSOCIATE DEGREE	45		45
BACCALAUREATE NURSING	4		4
OTHER	0		0
EMPLOYMENT:			
FULL-TIME NURSING	47	26	73
PART-TIME NURSING	6	6	12
FULL-TIME NOT NURSING	0	0	0
PART-TIME NOT NURSING	1	0	1
NOT EMPLOYED	3	2	5
PLACE:			
HOSPITAL/INSTITUTION	13	8	21
NURSING HOME	18	20	38
PRIVATE DUTY	5	1	6
OCCUPATIONAL NURSE	0	0	0
OFFICE NURSE	1	0	1
PUBLIC HEALTH	3	0	3
SCHOOL OF NURSING	0	0	0
SCHOOL NURSE	2	1	3
CLINIC	3	0	3
SELF EMPLOYED	3	0	3
OTHER	5	2	7
POSITION:			
ADMINISTRATION OR ASSIST.	4		4
CONSULTANT	0		0
SUPERVISOR OR ASSIST.	14		14
INSTRUCTOR	0		0
HEAD NURSE OR ASSIST.	2		2
STAFF NURSE	20		20
NURSE PRACTITIONERS	0		0
CLINICAL SPEC./MASTERS	0		0
CASE MANAGER	0		0
OTHER	3		3
CRNA	0		0
CLINICAL: AREA			
SPECIAL CARE	10		10
COMM. PUBLIC HEALTH	5		5
GENERAL PRACTICE	0		0
GERIATRIC	21		21
OBSTETRICS/GYNECOLOGY	1		1
MEDICAL/SURGICAL	7		7
PEDIATRIC CHILD MATERIAL	3		3
PSYCHIATRIC/MENTAL HEALTH	0		0
OTHER	6		6
NOT APPLICABLE	0		0

NOTE: PLACE, POSITION, AND CLINICAL AREA ARE SUMMARIZED ONLY IF EMPLOYED AS A NURSE.

CURRENTLY LICENSED NURSES - SOCORRO COUNTY

ANNUAL REPORT 2006

	REGISTERED NURSE	LIC. PRACTICAL NURSE	LINE TOTAL
TOTAL	79	8	87
LICENSED BY: EXAMINATION	45	6	51
ENDORSEMENT	33	2	35
FOREIGN NURSE	1	0	1
SEX: FEMALE	71	8	79
MALE	8	0	8
AGE: UNDER 30	4	1	5
30 TO 39	10	1	11
40 TO 49	22	1	23
50 TO 59	31	4	35
OVER 60	12	1	13
EDUCATION: GRADE SCHOOL	0	0	0
HIGH SCHOOL GRAD./GED	0	6	6
ASSOCIATE DEGREE	32	1	33
BACCALAUREATE OTHER	9	1	10
DIPLOMA	8	0	8
BACCALAUREATE NURSING	21	0	21
MASTERS OTHER	2	0	2
MASTERS NURSING	7	0	7
DOCTORATE OTHER	0	0	0
DOCTORATE NURSING	0	0	0
BASIC: NURSING EDUCATION		8	8
GRAD LPN SCHOOL		0	0
WAIVER/EXPERIENCE			
DIPLOMA	13		13
ASSOCIATE DEGREE	44		44
BACCALAUREATE NURSING	21		21
OTHER	0		0
EMPLOYMENT: FULL-TIME NURSING	53	3	56
PART-TIME NURSING	11	3	14
FULL-TIME NOT NURSING	2	0	2
PART-TIME NOT NURSING	0	0	0
NOT EMPLOYED	3	1	4
PLACE: HOSPITAL/INSTITUTION	34	0	34
NURSING HOME	6	5	11
PRIVATE DUTY	6	0	6
OCCUPATIONAL NURSE	0	0	0
OFFICE NURSE	1	0	1
PUBLIC HEALTH	2	0	2
SCHOOL OF NURSING	1	0	1
SCHOOL NURSE	6	0	6
CLINIC	1	0	1
SELF EMPLOYED	0	0	0
OTHER	7	1	8
POSITION: ADMINISTRATION OR ASSIST.	1		1
CONSULTANT	0		0
SUPERVISOR OR ASSIST.	8		8
INSTRUCTOR	0		0
HEAD NURSE OR ASSIST.	2		2
STAFF NURSE	42		42
NURSE PRACTITIONERS	2		2
CLINICAL SPEC./MASTERS	1		1
CASE MANAGER	2		2
OTHER	2		2
CRNA	0		0
CLINICAL: AREA			
SPECIAL CARE	12		12
COMM. PUBLIC HEALTH	6		6
GENERAL PRACTICE	1		1
GERIATRIC	9		9
OBSTETRICS/GYNECOLOGY	7		7
MEDICAL/SURGICAL	11		11
PEDIATRIC CHILD MATERIAL	2		2
PSYCHIATRIC/MENTAL HEALTH	2		2
OTHER	14		14
NOT APPLICABLE	0		0

NOTE: PLACE, POSITION, AND CLINICAL AREA ARE SUMMARIZED ONLY IF EMPLOYED AS A NURSE.

CURRENTLY LICENSED NURSES - TAOS COUNTY

ANNUAL REPORT 2006

	REGISTERED NURSE	LIC. PRACTICAL NURSE	LINE TOTAL
TOTAL	223	51	274
LICENSED BY: EXAMINATION	93	40	133
ENDORSEMENT	130	11	141
FOREIGN NURSE	0	0	0
SEX: FEMALE	199	45	244
MALE	24	5	29
AGE: UNDER 30	12	8	20
30 TO 39	32	4	36
40 TO 49	54	15	69
50 TO 59	84	12	96
OVER 60	41	12	53
EDUCATION: GRADE SCHOOL	0	0	0
HIGH SCHOOL GRAD./GED	2	41	43
ASSOCIATE DEGREE	83	4	87
BACCALAUREATE OTHER	32	2	34
DIPLOMA	17	0	17
BACCALAUREATE NURSING	58	1	59
MASTERS OTHER	14	1	15
MASTERS NURSING	16	0	16
DOCTORATE OTHER	1	1	2
DOCTORATE NURSING	0	0	0
BASIC: NURSING EDUCATION		49	49
GRAD LPN SCHOOL		1	1
WAIVER/EXPERIENCE			
DIPLOMA	31		31
ASSOCIATE DEGREE	134		134
BACCALAUREATE NURSING	57		57
OTHER	1		1
EMPLOYMENT: FULL-TIME NURSING	118	19	137
PART-TIME NURSING	49	7	56
FULL-TIME NOT NURSING	1	2	3
PART-TIME NOT NURSING	1	0	1
NOT EMPLOYED	14	4	18
PLACE: HOSPITAL/INSTITUTION	93	6	99
NURSING HOME	10	6	16
PRIVATE DUTY	5	2	7
OCCUPATIONAL NURSE	0	0	0
OFFICE NURSE	7	3	10
PUBLIC HEALTH	10	0	10
SCHOOL OF NURSING	2	0	2
SCHOOL NURSE	9	0	9
CLINIC	14	2	16
SELF EMPLOYED	1	0	1
OTHER	16	7	23
POSITION: ADMINISTRATION OR ASSIST.	9		9
CONSULTANT	0		0
SUPERVISOR OR ASSIST.	16		16
INSTRUCTOR	1		1
HEAD NURSE OR ASSIST.	7		7
STAFF NURSE	90		90
NURSE PRACTITIONERS	13		13
CLINICAL SPEC./MASTERS	1		1
CASE MANAGER	0		0
OTHER	8		8
CRNA	4		4
CLINICAL: AREA			
SPECIAL CARE	58		58
COMM. PUBLIC HEALTH	19		19
GENERAL PRACTICE	0		0
GERIATRIC	10		10
OBSTETRICS/GYNECOLOGY	10		10
MEDICAL/SURGICAL	26		26
PEDIATRIC CHILD MATERIAL	6		6
PSYCHIATRIC/MENTAL HEALTH	3		3
OTHER	34		34
NOT APPLICABLE	0		0

NOTE: PLACE, POSITION, AND CLINICAL AREA ARE SUMMARIZED ONLY IF EMPLOYED AS A NURSE.

CURRENTLY LICENSED NURSES - TORRANCE COUNTY

		REGISTERED NURSE	ANNUAL REPORT LIC. PRACTICAL NURSE	2006 LINE TOTAL
TOTAL		30	15	45
LICENSED BY:	EXAMINATION	12	9	21
	ENDORSEMENT	18	6	24
	FOREIGN NURSE	0	0	0
SEX:	FEMALE	28	14	42
	MALE	2	1	3
AGE:	UNDER 30	3	1	4
	30 TO 39	2	3	5
	40 TO 49	4	3	7
	50 TO 59	17	5	22
	OVER 60	4	3	7
EDUCATION:	GRADE SCHOOL	0	0	0
	HIGH SCHOOL GRAD./GED	0	13	13
	ASSOCIATE DEGREE	10	2	12
	BACCALAUREATE OTHER	3	0	3
	DIPLOMA	6	0	6
	BACCALAUREATE NURSING	4	0	4
	MASTERS OTHER	3	0	3
	MASTERS NURSING	2	0	2
	DOCTORATE OTHER	1	0	1
	DOCTORATE NURSING	1	0	1
BASIC:	GRAD LPN SCHOOL		15	15
NURSING	WAIVER/EXPERIENCE		0	0
EDUCATION	DIPLOMA	8		8
	ASSOCIATE DEGREE	16		16
	BACCALAUREATE NURSING	6		6
	OTHER	0		0
EMPLOYMENT:	FULL-TIME NURSING	17	2	19
	PART-TIME NURSING	6	4	10
	FULL-TIME NOT NURSING	0	0	0
	PART-TIME NOT NURSING	0	0	0
	NOT EMPLOYED	3	4	7
PLACE:	HOSPITAL/INSTITUTION	2	0	2
	NURSING HOME	0	0	0
	PRIVATE DUTY	1	0	1
	OCCUPATIONAL NURSE	1	0	1
	OFFICE NURSE	1	0	1
	PUBLIC HEALTH	3	0	3
	SCHOOL OF NURSING	1	0	1
	SCHOOL NURSE	4	0	4
	CLINIC	5	2	7
	SELF EMPLOYED	2	1	3
	OTHER	3	3	6
POSITION:	ADMINISTRATION OR ASSIST.	0		0
	CONSULTANT	2		2
	SUPERVISOR OR ASSIST.	2		2
	INSTRUCTOR	0		0
	HEAD NURSE OR ASSIST.	3		3
	STAFF NURSE	8		8
	NURSE PRACTITIONERS	4		4
	CLINICAL SPEC./MASTERS	0		0
	CASE MANAGER	0		0
	OTHER	0		0
	CRNA	0		0
CLINICAL:	SPECIAL CARE	2		2
AREA	COMM. PUBLIC HEALTH	4		4
	GENERAL PRACTICE	0		0
	GERIATRIC	0		0
	OBSTETRICS/GYNECOLOGY	0		0
	MEDICAL/SURGICAL	1		1
	PEDIATRIC CHILD MATERIAL	3		3
	PSYCHIATRIC/MENTAL HEALTH	0		0
	OTHER	13		13
	NOT APPLICABLE	0		0

NOTE: PLACE, POSITION, AND CLINICAL AREA ARE SUMMARIZED ONLY IF EMPLOYED AS A NURSE.

CURRENTLY LICENSED NURSES - UNION COUNTY

ANNUAL REPORT 2006

	REGISTERED NURSE	LIC. PRACTICAL NURSE	LINE TOTAL
TOTAL	23	8	31
LICENSED BY:			
EXAMINATION	6	2	8
ENDORSEMENT	17	6	23
FOREIGN NURSE	0	0	0
SEX:			
FEMALE	22	7	29
MALE	1	1	2
AGE:			
UNDER 30	1	1	2
30 TO 39	5	3	8
40 TO 49	5	2	7
50 TO 59	7	0	7
OVER 60	5	2	7
EDUCATION:			
GRADE SCHOOL	0	0	0
HIGH SCHOOL GRAD./GED	0	7	7
ASSOCIATE DEGREE	13	1	14
BACCALAUREATE OTHER	3	0	3
DIPLOMA	1	0	1
BACCALAUREATE NURSING	4	0	4
MASTERS OTHER	0	0	0
MASTERS NURSING	2	0	2
DOCTORATE OTHER	0	0	0
DOCTORATE NURSING	0	0	0
BASIC: NURSING EDUCATION			
GRAD LPN SCHOOL		8	8
WAIVER/EXPERIENCE		0	0
DIPLOMA	4		4
ASSOCIATE DEGREE	14		14
BACCALAUREATE NURSING	5		5
OTHER	0		0
EMPLOYMENT:			
FULL-TIME NURSING	14	6	20
PART-TIME NURSING	5	0	5
FULL-TIME NOT NURSING	0	0	0
PART-TIME NOT NURSING	0	0	0
NOT EMPLOYED	1	1	2
PLACE:			
HOSPITAL/INSTITUTION	11	5	16
NURSING HOME	3	1	4
PRIVATE DUTY	1	0	1
OCCUPATIONAL NURSE	0	0	0
OFFICE NURSE	0	0	0
PUBLIC HEALTH	1	0	1
SCHOOL OF NURSING	0	0	0
SCHOOL NURSE	2	0	2
CLINIC	1	0	1
SELF EMPLOYED	0	0	0
OTHER	0	0	0
POSITION:			
ADMINISTRATION OR ASSIST.	1		1
CONSULTANT	0		0
SUPERVISOR OR ASSIST.	3		3
INSTRUCTOR	0		0
HEAD NURSE OR ASSIST.	6		6
STAFF NURSE	6		6
NURSE PRACTITIONERS	1		1
CLINICAL SPEC./MASTERS	0		0
CASE MANAGER	0		0
OTHER	1		1
CRNA	1		1
CLINICAL: AREA			
SPECIAL CARE	1		1
COMM. PUBLIC HEALTH	3		3
GENERAL PRACTICE	0		0
GERIATRIC	2		2
OBSTETRICS/GYNECOLOGY	0		0
MEDICAL/SURGICAL	8		8
PEDIATRIC CHILD MATERIAL	0		0
PSYCHIATRIC/MENTAL HEALTH	0		0
OTHER	5		5
NOT APPLICABLE	0		0

NOTE: PLACE, POSITION, AND CLINICAL AREA ARE SUMMARIZED ONLY IF EMPLOYED AS A NURSE.

CURRENTLY LICENSED NURSES - VALENCIA COUNTY

	REGISTERED NURSE	ANNUAL REPORT LIC. PRACTICAL NURSE	2006 LINE TOTAL
TOTAL	132	65	197
LICENSED BY:			
EXAMINATION	70	36	106
ENDORSEMENT	60	29	89
FOREIGN NURSE	2	0	2
SEX:			
FEMALE	118	59	177
MALE	14	6	20
AGE:			
UNDER 30	6	3	9
30 TO 39	24	7	31
40 TO 49	39	17	56
50 TO 59	40	20	60
OVER 60	23	18	41
EDUCATION:			
GRADE SCHOOL	0	0	0
HIGH SCHOOL GRAD./GED	0	55	55
ASSOCIATE DEGREE	55	5	60
BACCALAUREATE OTHER	13	4	17
DIPLOMA	7	0	7
BACCALAUREATE NURSING	32	0	32
MASTERS OTHER	8	0	8
MASTERS NURSING	16	0	16
DOCTORATE OTHER	1	0	1
DOCTORATE NURSING	0	0	0
BASIC:			
GRAD LPN SCHOOL		63	63
NURSING			
WAIVER/EXPERIENCE		1	1
EDUCATION			
DIPLOMA	17		17
ASSOCIATE DEGREE	79		79
BACCALAUREATE NURSING	36		36
OTHER	0		0
EMPLOYMENT:			
FULL-TIME NURSING	76	38	114
PART-TIME NURSING	23	11	34
FULL-TIME NOT NURSING	3	0	3
PART-TIME NOT NURSING	0	0	0
NOT EMPLOYED	8	7	15
PLACE:			
HOSPITAL/INSTITUTION	7	3	10
NURSING HOME	7	7	14
PRIVATE DUTY	12	11	23
OCCUPATIONAL NURSE	0	0	0
OFFICE NURSE	1	2	3
PUBLIC HEALTH	9	5	14
SCHOOL OF NURSING	2	0	2
SCHOOL NURSE	19	0	19
CLINIC	23	10	33
SELF EMPLOYED	6	2	8
OTHER	13	9	22
POSITION:			
ADMINISTRATION OR ASSIST.	6		6
CONSULTANT	2		2
SUPERVISOR OR ASSIST.	7		7
INSTRUCTOR	0		0
HEAD NURSE OR ASSIST.	5		5
STAFF NURSE	49		49
NURSE PRACTITIONERS	6		6
CLINICAL SPEC./MASTERS	1		1
CASE MANAGER	2		2
OTHER	6		6
CRNA	0		0
CLINICAL:			
SPECIAL CARE	3		3
AREA			
COMM. PUBLIC HEALTH	16		16
GENERAL PRACTICE	0		0
GERIATRIC	12		12
OBSTETRICS/GYNECOLOGY	0		0
MEDICAL/SURGICAL	7		7
PEDIATRIC CHILD MATERIAL	12		12
PSYCHIATRIC/MENTAL HEALTH	10		10
OTHER	39		39
NOT APPLICABLE	0		0

NOTE: PLACE, POSITION, AND CLINICAL AREA ARE SUMMARIZED ONLY IF EMPLOYED AS A NURSE.

**NEW MEXICO BOARD OF NURSING
LICENSING REPORT
JULY 2005 THROUGH JUNE 2006**

➤ CURRENT LICENSES ISSUED:

RN – NEW MEXICO – 7793	TOTAL RN – 10,335
OTHER 9174	

LPN – NEW MEXICO – 1381	TOTAL LPN – 1,550
OTHER 169	

GRAND TOTAL RN/LPN 11,885

➤ RENEWALS / REINSTATEMENTS

RN – NEW MEXICO – 6733	
OTHER 770	

LPN – NEW MEXICO – 1096	
OTHER 36	

➤ NEW LICENSES BY EXAMINATION

U.S.	CANADIAN	OTHER COUNTRY
RN - NEW MEXICO – 689	RN – 0; LPN – 0	RN – 1331; LPN – 72
OTHER 1343		
LPN – NEW MEXICO – 200		
OTHER 80		

➤ NEW LICENSES BY ENDORCEMENT

U.S.	CANADIAN	OTHER COUNTRY
RN - NEW MEXICO – 381	RN – 12; LPN – 1	RN – 31; LPN – 4
OTHER 429		
LPN – NEW MEXICO – 85		
OTHER 53		

➤ DUPLICATE LICENSE ISSUED

RN – NEW MEXICO – 267	
OTHER 53	
LPN – NEW MEXICO – 50	
OTHER 6	

➤ UNDER INVESTIGATION

RN – NEW MEXICO – 101	
OTHER 6	
LPN – NEW MEXICO – 35	
OTHER 0	



**NURSING
IN
NEW
MEXICO**

The New Mexico state flag, featuring a yellow field with a red Zia sun symbol in the center. The entire graphic is enclosed in a thick orange border.